

**187B (2 - 5 Ton)
EVOLUTION® AIR CONDITIONER
WITH PURON® REFRIGERANT**



Product Data



**EVOLUTION™
SYSTEM**

Bryant's air conditioners with Puron® refrigerant provide a collection of features unmatched by any other family of equipment. The 187B has been designed utilizing Bryant's Puron® refrigerant. The environmentally sound refrigerant allows consumers to make a responsible decision in the protection of the earth's ozone layer.

This product has been designed and manufactured to meet Energy Star® criteria for energy efficiency when matched with appropriate coil components. Refer to the combination ratings in the Product Data for system combinations that meet Energy Star® guidelines.

NOTE: Ratings contained in this document are subject to change at any time. Always refer to the AHRI directory (www.ahridirectory.org) for the most up-to-date ratings information.

INDUSTRY LEADING FEATURES / BENEFITS

Efficiency

- 14.0 - 17.7 SEER / 11.3 - 13.7 EER
- Microtube Technology™ refrigeration system
- Indoor air quality accessories available

Sound

- Sound level as low as 70 dBA
- 8 pole PSC ball bearing outdoor condenser fan motor
- Compressor sound hood
- Quiet mount split post compressor grommets

Comfort

- System supports Evolution™ Control or standard 2-stage thermostat controls

Reliability

- Puron® refrigerant - environmentally sound, won't deplete the ozone layer and low lifetime service cost.
- Front-seating service valves
- 2-stage scroll compressor
- Internal pressure relief valve
- Internal thermal overload
- Low pressure switch
- High pressure switch
- Filter drier
- Balanced refrigeration system for maximum reliability

Controls and Diagnostics

- Evolution™ Control or 2-Stage Thermostat
- 2 control wires to outdoor unit with Evolution Control (serial numbers 0213E and newer).
- Utility Interface Connection
- Enhanced diagnostics capability with Evolution™ Control

Durability

DuraGuard Plus™ protection package:

- Solid, Durable sheet metal construction
- Steel louver coil guard
- Baked-on, complete outer coverage, powder paint

Applications

- Long-line - up to 250 feet (76.2 m) total equivalent length, up to 200 feet (60.96 m) condenser above evaporator, or up to 80 ft. (24.38 m) evaporator above condenser (See Longline Guide for more information.)

MODEL NUMBER NOMENCLATURE

1	2	3	4	5	6	7	8	9	10	11	12	14
N	N	N	A	A/N	N	N	N	N	A/N	A/N	N	A
1	8	7	B	N	A	0	3	6	0	0	0	A
Product Family	Tier	SEER	Major Series	Voltage	Variations	Cooling Capacity			Open	Open	Open	Minor Series
1=AC	8= Evolution Series	7 =17 SEER Nominal	B=Puron	N= 208-230-1	A = Standard				0=Not Defined	0= Not Defined	0= Not Defined	A = Original Series



Use of the AHRI Certified TM Mark indicates a manufacturer's participation in the program. For verification of certification for individual products, go to www.ahridirectory.org.



ISO 9001
QMI-SAI Global



This product has been designed and manufactured to meet Energy Star® criteria for energy efficiency when matched with appropriate coil components. However, proper refrigerant charge and proper air flow are critical to achieve rated capacity and efficiency. Installation of this product should follow all manufacturing refrigerant charging and air flow instructions. **Failure to confirm proper charge and air flow may reduce energy efficiency and shorten equipment life.**

STANDARD FEATURES

FEATURES	MODEL UNIT SIZE - SERIES			
	187BNA			
	024-B	036-D	048-B	060-B
Puron Refrigerant	X	X	X	X
Maximum SEER Rating*	17.0	17.7	17.0	16.5
2-Stage Scroll Compressor	X	X	X	X
2 control wires to outdoor unit with Evolution Control (serial numbers 0213E and newer).	X	X	X	X
Crankcase Heater	O	O	X	X
Long line Capability	X	X	X	X
Low Ambient Capability to 0°F (-17.8°C) w/Evolution Control	X	X	X	X
Advanced Diagnostics with Evolution Control	X	X	X	X
Utility Interface Connection	X	X	X	X
Louvered Coil Guard	X	X	X	X
Field Installed Filter Drier	X	X	X	X
Front Seating Service Valves	X	X	X	X
Internal Pressure Relief Valve	X	X	X	X
Internal Thermal Overload	X	X	X	X
Long Line capability	X	X	X	X
Low Pressure Switch	X	X	X	X
High Pressure Switch	X	X	X	X
Sound Blanket	X	X	X	X

X = Standard O = Accessory

* With approved combinations

REFRIGERANT PIPING LENGTH LIMITATIONS

Liquid Line Sizing and Maximum Total Equivalent Lengths† for Cooling Only Systems with Puron® Refrigerant:

The maximum allowable length of a residential split system depends on the liquid line diameter and vertical separation between indoor and outdoor units.

See Table below for liquid line sizing and maximum lengths :

Maximum Total Equivalent Length Outdoor Unit BELOW Indoor Unit

Size	Liquid Line Connection	Liquid Line Diam. w/TXV	AC with Puron Refrigerant Maximum Total Equivalent Length†: Outdoor unit BELOW Indoor Vertical Separation ft (m)								
			0-5 (0-1.5)	6-10 (1.8-3.0)	11-20 (3.4-6.1)	21-30 (6.4-9.1)	31-40 (9.4-12.2)	41-50 (12.5-15.2)	51-60 (15.5-18.3)	61-70 (18.6-21.3)	71-80 (21.6-24.4)
024 AC with Puron	3/8	1/4	75	75	75	50	50	--	--	--	--
		5/16	250*	250*	250*	250*	250*	225*	175	125	100
		3/8	250*	250*	250*	250*	250*	250*	250*	250*	250*
036 AC with Puron	3/8	5/16	175	150	150	100	100	100	75	--	--
		3/8	250*	250*	250*	250*	250*	250*	250*	250*	250*
048 AC with Puron	3/8	3/8	250*	250*	250*	250*	250*	250*	230	160	--
060 AC with Puron	3/8	3/8	250*	250*	250*	225*	190	150	110	--	--

* Maximum actual length not to exceed 200 ft (61 m)

† Total equivalent length accounts for losses due to elbows or fitting. See the Long Line Guideline for details.

-- = outside acceptable range

187B

Maximum Total Equivalent Length Outdoor Unit ABOVE Indoor Unit

Size	Liquid Line Connection	Liquid Line Diam. w/TXV	AC with Puron Refrigerant Maximum Total Equivalent Length†: Outdoor unit ABOVE Indoor Vertical Separation ft (m)							
			25 (7.6)	26-50 (7.9-15.2)	51-75 (15.5-22.9)	76-100 (23.2-30.5)	101-125 (30.8-38.1)	126-150 (38.4-45.7)	151-175 (46.0-53.3)	176-200 (53.6-61.0)
024 AC with Puron	3/8	1/4	100	125	175	200	225*	250*	250*	250*
		5/16	250*	250*	250*	250*	250*	250*	250*	250*
		3/8	250*	250*	250*	250*	250*	250*	250*	250*
036 AC with Puron	3/8	5/16	225*	250*	250*	250*	250*	250*	250*	250*
		3/8	250*	250*	250*	250*	250*	250*	250*	250*
048 AC with Puron	3/8	3/8	250*	250*	250*	250*	250*	250*	250*	250*
060 AC with Puron	3/8	3/8	250*	250*	250*	250*	250*	250*	250*	250*

* Maximum actual length not to exceed 200 ft (61 m)

† Total equivalent length accounts for losses due to elbows or fitting. See the Long Line Guideline for details.

REFRIGERANT CHARGE ADJUSTMENTS

Liquid Line Size	Puron Charge oz/ft (g/m)
3/8	0.60 (17.74) (Factory charge for lineset = 9 oz / 266.16 g)
5/16	0.40 (11.83)
1/4	0.27 (7.98)

Units are factory charged for 15 ft (4.6 m) of 3/8" liquid line. The factory charge for 3/8" lineset 9 oz.(266.16 g). When using other length or diameter liquid lines, charge adjustments are required per the chart above.

Charging Formula:

$$[(\text{Lineset oz/ft} \times \text{total length}) - (\text{factory charge for lineset})] = \text{charge adjustment}$$

Example 1: System has 15 ft of line set using existing 1/4" liquid line. What charge adjustment is required?

Formula: $(.27 \text{ oz/ft} \times 15\text{ft}) - (9 \text{ oz}) = (-4.95) \text{ oz.}$

Net result is to remove 4.95 oz of refrigerant from the system

Example 2: System has 45 ft of existing 5/16" liquid line. What is the charge adjustment?

Formula: $(.40 \text{ oz/ft.} \times 45\text{ft}) - (9 \text{ oz.}) = 9 \text{ oz.}$

Net result is to add 9 oz of refrigerant to the system

LONG LINE APPLICATIONS

An application is considered Long Line, when the refrigerant level in the system requires the use of accessories to maintain acceptable refrigerant management for systems reliability. See Accessory Usage Guideline table for required accessories. Defining a system as long line depends on the liquid line diameter, actual length of the tubing, and vertical separation between the indoor and outdoor units.

For Air Conditioner systems, the chart below shows when an application is considered Long Line.

AC WITH PURON® REFRIGERANT LONG LINE DESCRIPTION ft (m) Beyond these lengths, long line accessories are required

Liquid Line Size	Units On Same Level	Outdoor Below Indoor	Outdoor Above Indoor
1/4	No accessories needed within allowed lengths	No accessories needed within allowed lengths	175 (53.3)
5/16	120 (36.6)	50 (15.2) vertical or 120 (36.6) total	120 (36.6)
3/8	80 (24.4)	35 (10.7) vertical or 80 (24.4) total	80 (24.4)

Note: See Long Line Guideline for details

VAPOR LINE SIZING AND COOLING CAPACITY LOSS

Acceptable vapor line diameters provide adequate oil return to the compressor while avoiding excessive capacity loss. The suction line diameters shown in the chart below are acceptable for AC systems with Puron refrigerant:

Vapor Line Sizing and Cooling Capacity Losses — Puron® Refrigerant 2-Stage Air Conditioner Applications

Unit Nominal Size (Btuh)	Maximum Liquid Line Diameters (In. OD)	Vapor Line Diameters (In.) OD	Cooling Capacity Loss (%) Total Equivalent Line Length ft. (m)								
			26-50 (7.9-15.2)	51-80 (15.5-24.4)	81-100 (24.7-30.5)	101-125 (30.8-38.1)	126-150 (38.4-45.7)	151-175 (46.0-50.3)	176-200 (53.6-60.0)	201-225 (61.3-68.6)	226-250 (68.9-76.2)
024 2-Stage Puron AC	3/8	5/8	0	1	1	2	3	3	4	4	5
		3/4	0	0	0	0	1	1	1	1	1
036 2-Stage Puron AC	3/8	5/8	1	2	4	5	6	7	9	10	11
		3/4	0	0	1	1	2	2	3	3	4
		7/8	0	0	0	0	1	1	1	1	2
048 2-Stage Puron AC	3/8	3/4	1	2	2	3	4	5	6	7	7
		7/8	0	1	1	2	2	2	3	3	3
		1-1/8	0	0	—	—	—	—	—	—	—
060 2-Stage Puron AC	3/8	3/4	1	2	4	5	6	7	9	10	11
		7/8	0	1	2	2	3	4	4	5	5
		1-1/8	0	0	0	1	1	1	1	1	1

Applications in this area may be long line and may have height restrictions. See the Residential Piping and Long Line Guideline.

— Applications in this area are not recommended due to insufficient oil return

PHYSICAL DATA

UNIT SIZE - VOLTAGE, SERIES	24-B	36-D	48-B	60-B
Operating Weight lb (kg)	195 (88.5)	228 (103.4)	301 (136.5)	302 (137.0)
Shipping Weight lb (kg)	234 (106.1)	267 (121.1)	343 (155.6)	344 (156.0)
Compressor Type	Ultratech 2-Stage Scroll			
REFRIGERANT	Puron® (R-410A)			
Control	TXV (Puron Hard Shutoff)			
Charge lb (kg)	6.64 (3.01)	9.26 (4.20)	12.94 (5.87)	12.70 (5.76)
COND FAN	Propeller Type, Direct Drive			
Air Discharge	Vertical			
Air Qty (CFM)	2481	3068	4700	4700
Motor HP	1/12	1/10	1/4	1/4
Motor RPM	800	825	825	825
COND COIL				
Face Area (Sq ft)	19.38	19.38	25.12	25.12
Fins per In.	25	20	20	20
Rows	1	2	2	2
Circuits	5	7	7	7
VALVE CONNECT. (In. ID)				
Vapor	3/4	7/8	7/8	7/8
Liquid	3/8			
REFRIGERANT TUBES* (In. OD)				
Rated Vapor*	3/4	7/8	1-1/8	1-1/8
Liquid	3/8			

*Units are rated with 25 ft (7.6 m) of lineset length. See Vapor Line Sizing and Cooling Capacity Loss table when using other sizes and lengths of lineset.

ELECTRICAL DATA

Unit Size – Voltage, Series	V/PH	OPER VOLTS*		COMPR		FAN	MCA	MIN WIRE SIZE†	MIN WIRE SIZE†	MAX LENGTH ft. (m)‡	MAX LENGTH ft. (m)‡	MAX FUSE** or CKT BRK AMPS
		MIN	MAX	LRA	RLA	FLA		60° C	75° C	60° C	75° C	
24-B	208–230/1	197	253	58.3	11.1	0.6	14.5	14	14	54 (16.6)	52 (15.7)	20
36-D				83.0	15.3	0.7	19.8	12	12	63 (19.2)	60 (18.3)	35
48-B				104.0	21.2	1.3	27.8	10	10	72 (21.9)	68 (20.8)	40
60-B				152.9	28.8	1.3	37.3	8	8	83 (25.4)	79 (24.2)	60

* Permissible limits of the voltage range at which the unit will operate satisfactorily

† If wire is applied at ambient greater than 30°C, consult table 310–16 of the NEC (NFPA 70). The ampacity of non-metallic-sheathed cable (NM), trade name ROMEX, shall be that of 60°C conditions, per the NEC (NFPA 70) Article 336–26. If other than uncoated (no-plated), 60 or 75°C insulation, copper wire (solid wire for 10 AWG or smaller, stranded wire for larger than 10 AWG) is used, consult applicable tables of the NEC (NFPA 70).

‡ Length shown is as measured one way along wire path between unit and service panel for voltage drop not to exceed 2%.

** Time-Delay fuse.

FLA – Full Load Amps

LRA – Locked Rotor Amps

MCA – Minimum Circuit Amps

RLA – Rated Load Amps

NOTE: Control circuit is 24-V on all units and requires external power source. Copper wire must be used from service disconnect to unit. All motors/compressors contain internal overload protection.

Complies with 2010 requirements of ASHRAE Standards 90.1

A-WEIGHTED SOUND POWER (dBA)

Unit Size – Voltage, Series	Standard Rating (dBA)	Typical Octave Band Spectrum (dBA, without tone adjustment)						
		125	250	500	1000	2000	4000	8000
24-B	72 – High Stage	52.0	56.0	62.0	63.5	61.5	59.0	53.0
	71 – Low Stage	54.5	56.5	63.5	66.0	62.0	59.5	52.0
36-D	71 – High Stage	53.0	58.5	64.5	67.0	61.5	59.5	53.5
	70 – Low Stage	53.0	59.0	64.5	64.5	61.5	59.5	52.5
48-B	72 – High Stage	57.5	60.0	65.5	67.5	62.0	58.5	50.5
	70 – Low Stage	56.0	61.0	64.0	65.0	62.0	58.5	51.5
60-B	72 – High Stage	52.5	61.5	63.0	66.0	62.5	60.0	54.5
	72 – Low Stage	53.5	60.5	63.5	67.0	62.0	60.5	56.0

NOTE: Tested in accordance with AHRI Standard 270–08. (Not listed with AHRI).

CHARGING SUBCOOLING (TXV-TYPE EXPANSION DEVICE)

UNIT SIZE – VOLTAGE, SERIES	REQUIRED SUBCOOLING °F (°C)
24-B	10 (5.6)
36-D	14 (7.8)
48-B	13 (7.2)
60-B	14 (7.8)

ACCESSORY CONTROLS

PART NUMBER	DESCRIPTION
SYSTXBBUID01-D	Evolution Control Deluxe 7-Day Programmable (Wall-mounted system control.)
SYSTXBBUIZ01-D	Evolution Control Deluxe Zoning 7-Day Programmable (Wall-mounted control for a multi-zone system.)
SYSTXBB4ZC01	Evolution 4-Zone Damper Control Module (Wall-mounted control for a four-zone system.)
SYSTXBBSMS01	Evolution Smart Sensor (Optional wall control used to monitor temperature and/or fan control in an individual zone.)
SYSTXBRRS01	Evolution Remote Room Sensor (Monitors temperature in an individual zone.)
SYSTXBBRWF01	Evolution System Access Module (Hardware for wireless access and control via phone or internet.)
SYSTXBBNIM01	Evolution Network Interface Module (Connects Heat Recovery and Energy Recovery Ventilators on non-zoning applications.)
SYSTXBBLBPU01-C	Decorative Back Plate for Evolution Control (Decorative wall plate.)

187B

ACCESSORIES

ORDER NUMBER	DESCRIPTION	24-B	36-D	48-B	60-B
KAACH2401AAA	CRANKCASE HEATER	X	X	S	S
KSAHS2501AAA*	HARD START KIT	X	X		
KSAHS2801AAA*	HARD START KIT			X	X
KAALS0201LLS	SOLENOID VALVE	X	X	X	X
KSASF0101AAA	SUPPORT FEET	X	X	X	X

x = Accessory S = Standard

* Not backward compatible to previous series.

ACCESSORY USAGE GUIDELINE

ACCESSORY	REQUIRED FOR LOW-AMBIENT COOLING APPLICATIONS (Below 55°F/12.8°C)	REQUIRED FOR LONG LINE APPLICATIONS*	REQUIRED FOR SEA COAST APPLICATIONS (Within 2 miles/3.22 km)
Compressor Start Assist Kit	No	No	No
Crankcase Heater	Yes (standard on some units)	Yes (standard on some units)	No
Evaporator Freeze Protection	Standard with Evolution Control	No	No
Liquid-Line Solenoid Valve	No	No	No
Low-Ambient Control	Standard with Evolution Control	No	No
Puron Refrigerant Balance Port Hard-ShutOff TXV	Yes†	Yes†	Yes†
Support Feet	Recommended	No	Recommended
Winter Start Control	Standard with Evolution Control	No	No

* For tubing set lengths between 80 and 200 ft. (24.38 and 60.96 m) horizontal or 35 ft. (10.7 m) vertical differential (total equivalent length), refer to the Long Line Guideline—Air Conditioners and Heat Pumps using Puron® Refrigerant.

† Required on all indoor units. Standard on all new Puron refrigerant fan coils and furnace coils.

Accessory Description and Usage (Listed Alphabetically)

1. Compressor Start Assist - Capacitor and Relay

Start capacitor and relay gives a "hard" boost to compressor motor at each start up.

Usage Guideline:

Not required on this unit since compressor always starts unloaded.

Available if required by local codes.

2. Crankcase Heater

An electric resistance heater which mounts to the base of the compressor to keep the lubricant warm during off cycles. Improves compressor lubrication on restart and minimizes the chance of liquid slugging.

Usage Guideline:

Required in low ambient cooling applications.

Required in long line applications.

Suggested in all commercial applications.

3. Support Feet

Four stick-on plastic feet that raise the unit 4 in. (101.6 mm) above the mounting pad. This allows sand, dirt, and other debris to be flushed from the unit base, minimizing corrosion.

Usage Guideline:

Suggested in the following applications:

Coastal installations.

Windy areas or where debris is normally circulating.

Rooftop installations.

For improved sound ratings.

4. Thermostatic Expansion Valve (TXV)

A modulating flow-control valve which meters refrigerant liquid flow rate into the evaporator in response to the superheat of the refrigerant gas leaving the evaporator.

Kit includes valve, adapter tubes, and external equalizer tube. Hard shut off types are available.

NOTE: When using a hard shut off TXV with single phase reciprocating compressors, a Compressor Start Assist Capacitor and Relay is required.

Usage Guideline:

Required to achieve AHRI ratings in certain equipment combinations. Refer to combination ratings.

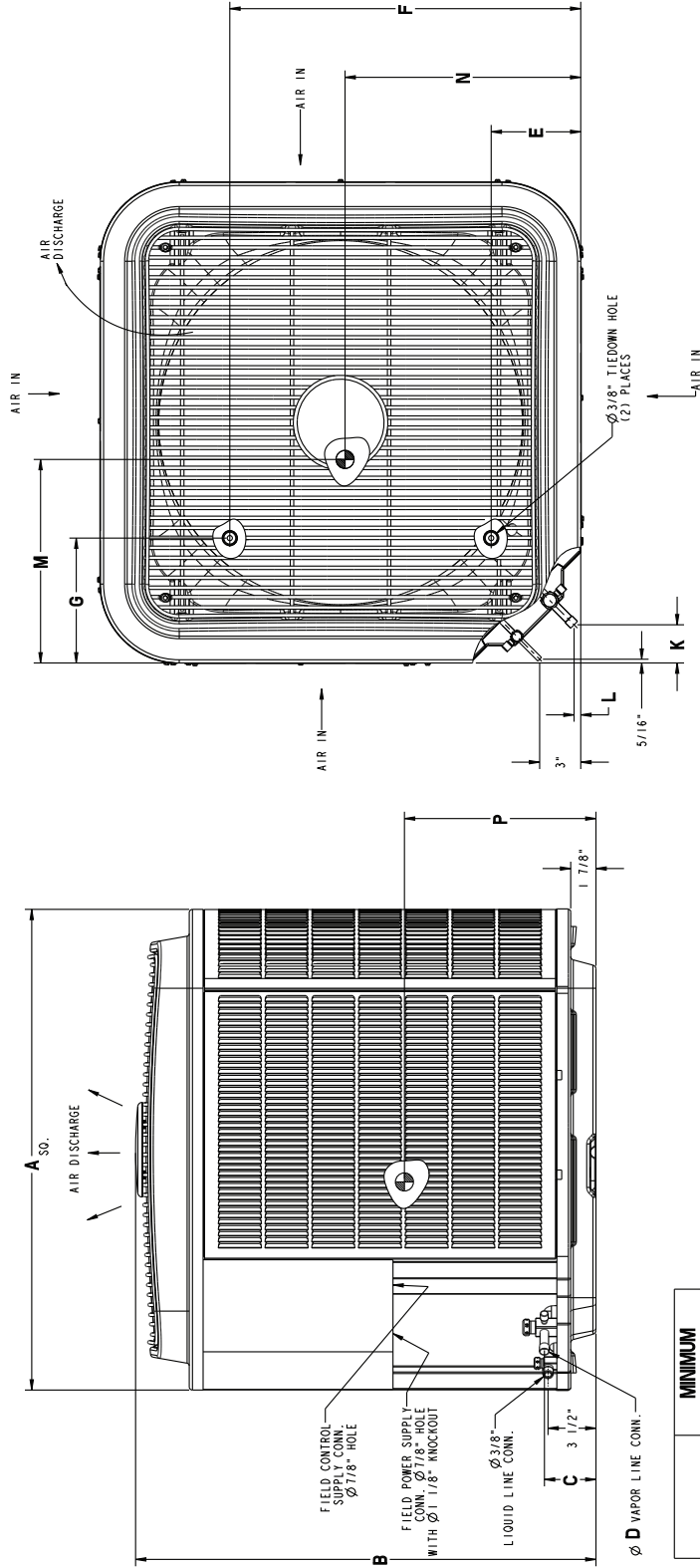
Hard shut off TXV or LLS required in air conditioner long line applications.

DIMENSIONS - ENGLISH

UNIT	SERIES	ELECTRICAL CHARACTERISTICS	A	B	C	D	E	F	G	K	L	M	N	P	OPERATING WEIGHT (lbs)	SHIPPING WEIGHT (lbs)	SHIPPING DIMENSIONS (L x W x H)
187BNA024	B	X 0 0 0	31 3/16"	35 9/16"	3 3/4"	3/4"	6 9/16"	24 11/16"	9 1/8"	2 13/16"	1/2"	15 7/8"	16 1/2"	17 3/4"	195	234	33 5/16" X 33 5/16" X 39 3/8"
187BNA036	D	X 0 0 0	31 3/16"	35 9/16"	3 7/8"	7/8"	6 9/16"	24 11/16"	9 1/8"	2 15/16"	5/8"	16"	15 1/2"	17 1/2"	228	267	33 5/16" X 33 5/16" X 39 3/8"
187BNA048	B	X 0 0 0	35"	40 1/4"	3 7/8"	7/8"	6 9/16"	28 7/16"	9 1/8"	2 15/16"	5/8"	17 1/4"	17 1/4"	18 1/2"	301	343	37 1/8" X 37 1/8" X 46 1/8"
187BNA060	B	X 0 0 0	35"	40 1/4"	3 7/8"	7/8"	6 9/16"	28 7/16"	9 1/8"	2 15/16"	5/8"	12 1/2"	16 1/4"	17 1/2"	302	344	37 1/8" X 37 1/8" X 46 1/8"

X = YES
O = NO

460-3-60	208/230-3-60	230-160	208-230-160
----------	--------------	---------	-------------



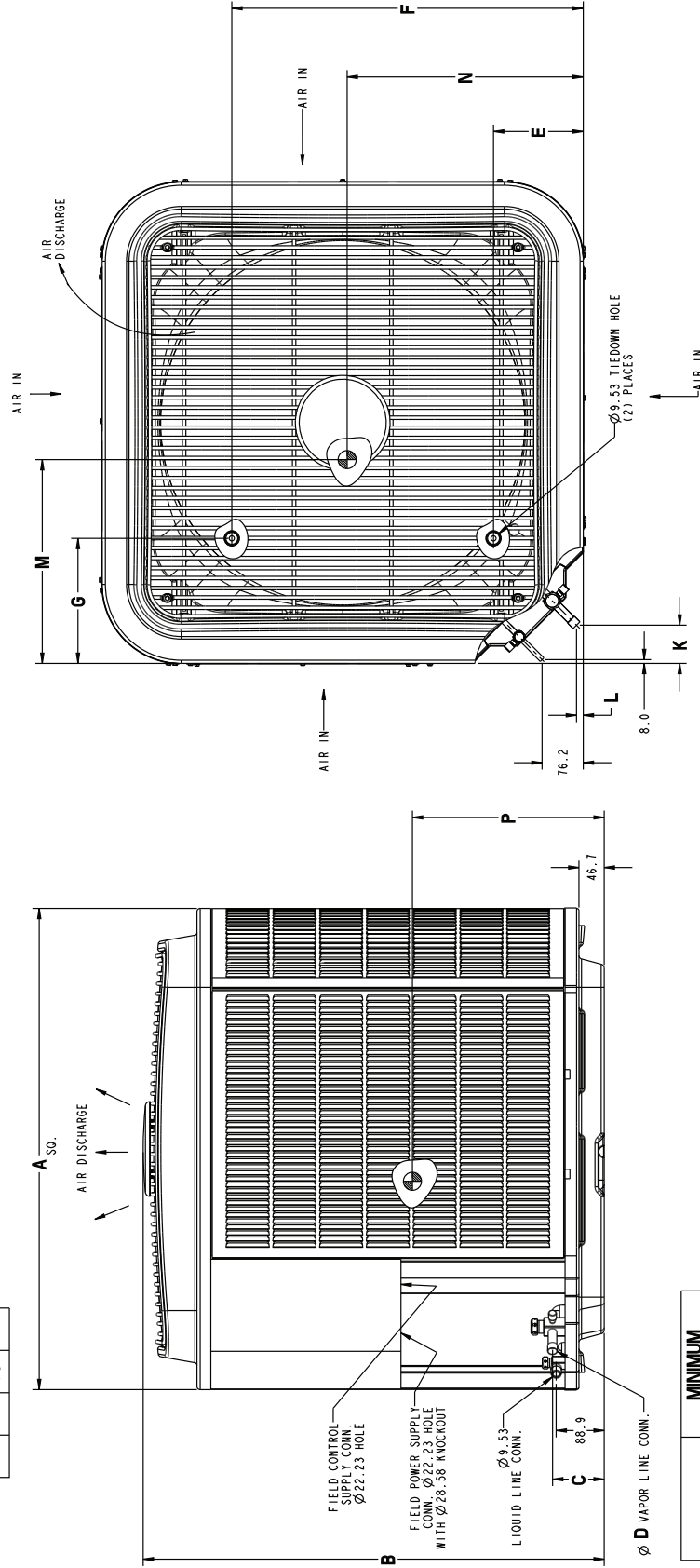
UNIT SIZE	MINIMUM MOUNTING PAD DIMENSIONS
24, 36	26" X 26"
48, 60	31 1/2" X 31 1/2"
	35" X 35"

DIMENSIONS - SI

UNIT	SERIES	ELECTRICAL CHARACTERISTICS	A	B	C	D	E	F	G	K	L	M	N	P	OPERATING WEIGHT (Kgs)	SHIPPING WEIGHT (Kgs)	SHIPPING DIMENSIONS (L x W x H)
187BNA024	B	X 0 0 0	792.5	903.3	95.6	19.1	166.1	626.3	231.3	70.9	12.8	403.2	419.1	450.9	88.5	106.1	846.4 X 846.4 X 1000.1
187BNA036	D	X 0 0 0	792.5	903.3	97.9	22.2	166.1	626.3	231.3	74.5	16.3	406.4	393.7	444.5	103.4	121.1	846.4 X 846.4 X 1000.1
187BNA048	B	X 0 0 0	889.0	1022.9	97.9	22.2	166.1	722.8	231.3	74.5	16.3	438.2	438.2	469.9	136.5	155.6	942.9 X 942.9 X 1172.2
187BNA060	B	X 0 0 0	889.0	1022.9	97.9	22.2	166.1	722.8	231.3	74.5	16.3	419.1	412.8	444.5	137.0	156.0	942.9 X 942.9 X 1172.2

X = YES
O = NO

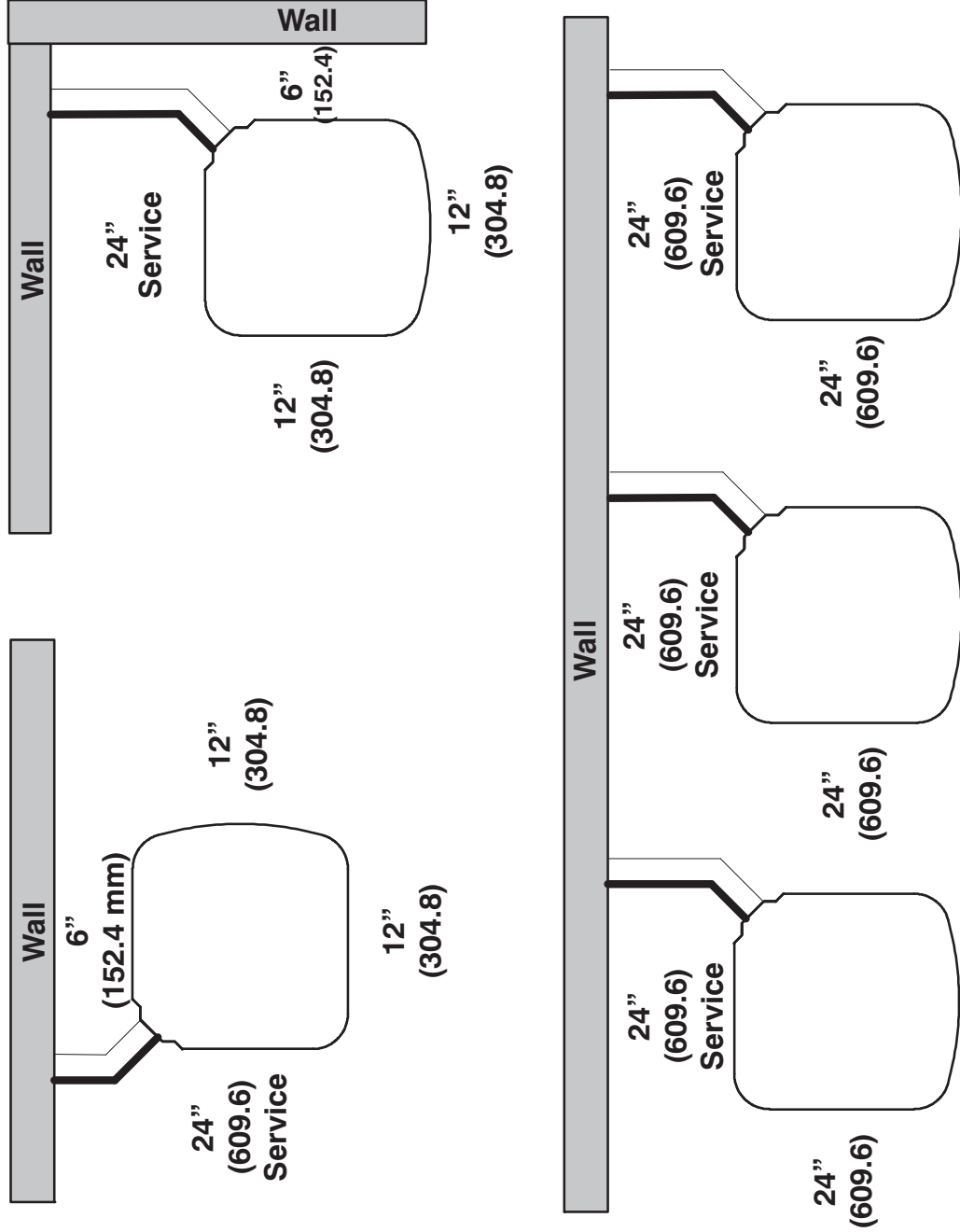
208-230-160	230-160	208/230-3-60	460-3-60
-------------	---------	--------------	----------



UNIT SIZE	MINIMUM MOUNTING PAD DIMENSIONS
24.36	660.4 X 660.4
48.60	800.1 X 800.1
	889.0 X 889.0

CLEARANCES

Clearances (various examples)



Note: Numbers in () = mm

IMPORTANT: When installing multiple units in an alcove, roof well, or partially enclosed area, ensure there is adequate ventilation to prevent re-circulation of discharge air.

TESTED AHRI COMBINATION RATINGS

NOTE: Ratings contained in this document are subject to change at any time.

For AHRI ratings certificates, please refer to the AHRI directory www.ahridirectory.org

Additional ratings and system combinations can be accessed via the Bryant database at: www.MyBryantRatings.com

For performance data at specific application &/or design conditions with various indoor unit combinations, the equipment performance calculator can be accessed at : <http://rpmob.wrightsoft.com/>

Model Number	Indoor Coil Model Number	AHRI STANDARD RATINGS						FURNACE MODEL
		COOLING						
		CAPACITY		SEER	EER	ID CFM		
		HIGH	LOW			HIGH	LOW	
187BNA024****B	CNPV*3117A**	24,000	21,600	17.0	13.0	835	670	315(A,J)AV048090
187BNA036****D	CNPV*4821A**	36,000	29,400	17.0	13.0	1005	835	315(A,J)AV048090
187BNA048****B	CNPV*6124A**	48,000	40,000	17.0	13.0	1355	1010	315(A,J)AV066135
187BNA060****B	CNPV*6124A**	58,000	47,000	16.5	13.0	1685	1355	315(A,J)AV066135

AHRI — Air Conditioning, Heating & Refrigeration Institute

EER — Energy Efficiency Ratio — 80°F (26.6°C) indoor db/67°F (19.4°C) indoor wb & 95°F (35°C) outdoor wb.

SEER — Seasonal Energy Efficiency Ratio

TDR — Time–Delay Relay. In most cases, only 1 method should be used to achieve TDR function. Using more than 1 method in a system may cause degradation in performance. Use either the accessory Time–Delay Relay KAATD0101TDR or a furnace equipped with TDR. Most Bryant furnaces are equipped with TDR.

NOTES:

1. Ratings are net values reflecting the effects of circulating fan motor heat. Supplemental electric heat is not included.
2. Tested outdoor/indoor combinations have been tested in accordance with DOE test procedures for central air conditioners. Ratings for other combinations are determined under DOE computer simulation procedures.
3. Determine actual CFM values obtainable for your system by referring to fan performance data in fan coil or furnace coil literature.
4. Do not apply with capillary tube coils as performance and reliability are affected.

187B

DETAILED COOLING CAPACITIES#

EVAPORATOR AIR		CONDENSER ENTERING AIR TEMPERATURES ° F (° C)																	
CFM	EWB ° F (° C)	75 (23.9)			85 (29.4)			95 (35)			105 (40.6)			115 (46.1)			125 (51.7)		
		Capacity MBTuh		Total Sys. KW**	Capacity MBTuh		Total Sys. KW**	Capacity MBTuh		Total Sys. KW**	Capacity MBTuh		Total Sys. KW**	Capacity MBTuh		Total Sys. KW**	Capacity MBTuh		Total Sys. KW**
		Total	Sens†	Total	Sens†	Total	Sens†	Total	Sens†	Total	Sens†	Total	Sens†	Total	Sens†	Total	Sens†	Total	
	57 (13.9)	24.35	24.35	1.59	21.95	21.95	1.68	19.59	19.59	1.78	17.29	17.29	1.90	15.06	15.06	2.03	12.92	12.92	2.18
	62 (16.7)	25.97	21.39	1.60	23.22	20.53	1.79	20.53	17.42	1.79	17.94	15.51	1.90	15.45	13.65	2.03	13.09	11.86	2.18
600	63 (17.2)††	26.50	17.74	1.60	23.69	16.00	1.69	20.94	14.30	1.79	18.29	12.65	1.91	15.45	11.66	2.03	13.32	9.54	2.18
	67 (19.4)	28.68	18.42	1.61	25.64	16.63	1.71	22.68	14.88	1.80	19.82	13.18	1.92	17.07	11.54	2.04	14.47	9.98	2.19
	72 (22.2)	31.66	15.36	1.63	28.31	13.79	1.72	25.04	12.27	1.82	21.89	10.80	1.93	18.87	9.39	2.06	16.01	8.05	2.21
	57 (13.9)	25.14	25.14	1.60	22.64	22.64	1.69	20.19	20.19	1.80	17.81	17.81	1.91	15.50	15.50	2.04	13.29	13.29	2.18
650	62 (16.7)	26.46	22.38	1.61	23.65	20.29	1.70	20.90	18.25	1.80	18.25	16.26	1.91	15.71	14.32	2.04	13.33	13.26	2.19
	63 (17.2)††	26.98	18.42	1.61	24.11	16.62	1.70	21.29	14.87	1.80	18.57	13.16	1.92	15.98	11.52	2.04	13.51	9.95	2.19
	67 (19.4)	29.19	19.14	1.63	26.08	17.29	1.72	23.05	15.48	1.81	20.12	13.72	1.93	17.32	12.03	2.05	14.66	10.41	2.20
	72 (22.2)	32.19	15.83	1.64	28.75	14.22	1.73	25.41	12.65	1.83	22.20	11.14	1.94	19.12	9.70	2.07	16.20	8.32	2.21
	57 (13.9)	25.85	25.85	1.61	23.27	23.27	1.71	20.74	20.74	1.81	18.28	18.28	1.92	15.90	15.90	2.05	13.62	13.62	2.19
	62 (16.7)	26.90	23.34	1.62	24.03	21.18	1.71	21.23	19.06	1.81	18.53	16.98	1.92	15.97	15.81	2.05	13.65	13.65	2.20
700	63 (17.2)††	27.40	19.08	1.62	24.46	17.23	1.71	21.59	15.42	1.81	18.83	13.66	1.92	16.18	11.97	2.05	13.67	10.34	2.20
	67 (19.4)	29.63	19.84	1.64	26.45	17.93	1.73	23.35	16.07	1.82	20.38	14.26	1.93	17.52	12.51	2.06	14.82	10.84	2.21
	72 (22.2)	32.64	16.28	1.65	29.13	14.63	1.74	25.73	13.02	1.84	22.46	11.48	1.95	19.33	10.00	2.08	16.37	8.58	2.22
	57 (13.9)	26.50	26.50	1.63	23.85	23.85	1.72	21.24	21.24	1.82	18.71	18.71	1.93	16.26	16.26	2.06	13.93	13.93	2.20
	62 (16.7)	27.30	24.28	1.63	24.37	22.04	1.72	21.53	19.84	1.82	18.80	17.68	1.93	16.29	16.29	2.06	13.95	13.95	2.20
750	63 (17.2)††	27.76	19.72	1.63	24.77	17.82	1.72	21.86	15.96	1.82	19.04	14.15	1.93	16.35	12.41	2.06	13.82	10.73	2.20
	67 (19.4)	30.00	20.53	1.65	26.77	18.56	1.73	23.63	16.64	1.83	20.59	14.78	1.94	17.70	12.98	2.07	14.96	11.25	2.21
	72 (22.2)	33.03	16.71	1.66	29.46	15.02	1.75	26.01	13.38	1.85	22.68	11.80	1.96	19.51	10.29	2.08	16.51	8.84	2.23
	57 (13.9)	27.10	27.10	1.64	24.38	24.38	1.73	21.70	21.70	1.83	19.10	19.10	1.94	16.60	16.60	2.07	14.20	14.20	2.21
	62 (16.7)	27.65	25.20	1.64	24.69	22.88	1.73	21.82	20.59	1.83	19.13	19.13	1.94	16.62	16.62	2.07	14.22	14.22	2.21
800	63 (17.2)††	28.08	20.35	1.64	25.05	18.40	1.73	22.09	16.49	1.83	19.23	14.63	1.94	16.51	12.83	2.07	13.94	11.11	2.21
	67 (19.4)	30.34	21.20	1.66	27.05	19.18	1.74	23.86	17.21	1.84	20.78	15.29	1.95	17.85	13.44	2.08	15.08	11.66	2.22
	72 (22.2)	33.37	17.13	1.67	29.75	15.40	1.76	26.25	13.73	1.85	22.88	12.12	1.96	19.67	10.57	2.09	16.63	9.09	2.24
	57 (13.9)	27.50	27.50	1.65	24.72	24.72	1.74	22.00	22.00	1.83	19.36	19.36	1.95	16.81	16.81	2.07	14.38	14.38	2.22
	62 (16.7)	27.89	25.83	1.65	24.90	23.45	1.74	22.03	22.03	1.83	19.39	19.39	1.95	16.84	16.84	2.07	14.40	14.40	2.22
835	63 (17.2)††	28.29	20.79	1.65	25.22	18.80	1.74	22.23	16.85	1.84	19.35	14.96	1.95	16.61	13.13	2.07	14.02	11.38	2.22
	67 (19.4)	30.54	21.66	1.66	27.22	19.61	1.75	24.00	17.60	1.85	20.90	15.65	1.96	17.95	13.76	2.08	15.16	11.94	2.23
	72 (22.2)	33.58	17.41	1.68	29.93	15.67	1.76	26.39	13.97	1.86	23.00	12.33	1.97	19.77	10.77	2.10	16.70	9.27	2.24
	57 (13.9)	28.17	28.17	1.66	25.31	25.31	1.75	22.51	22.51	1.85	19.79	19.79	1.96	17.18	17.18	2.08	14.67	14.67	2.23
	62 (16.7)	28.32	26.95	1.66	25.34	25.34	1.75	22.55	22.55	1.85	19.82	19.82	1.96	17.20	17.20	2.08	14.70	14.70	2.23
900	63 (17.2)††	28.63	21.58	1.66	25.50	19.52	1.75	22.47	17.51	1.85	19.55	15.56	1.96	16.77	13.67	2.08	14.15	11.85	2.23
	67 (19.4)	30.88	22.51	1.68	27.51	20.38	1.76	24.24	18.31	1.86	21.10	16.29	1.97	18.11	14.34	2.09	15.28	12.46	2.24
	72 (22.2)	33.93	17.93	1.69	30.22	16.14	1.78	26.64	14.41	1.87	23.20	12.73	1.98	19.92	11.12	2.11	16.82	9.58	2.25

See notes on page 16



DETAILED COOLING CAPACITIES# (CONTINUED)

EVAPORATOR AIR		CONDENSER ENTERING AIR TEMPERATURES °F (°C)											
CFM	EWB °F (°C)	75 (23.9)		85 (29.4)		95 (35)		105 (40.6)		115 (46.1)		125 (51.7)	
		Capacity MBtuh Total	Sens†	Capacity MBtuh Total	Sens†	Capacity MBtuh Total	Sens†	Capacity MBtuh Total	Sens†	Capacity MBtuh Total	Sens†	Capacity MBtuh Total	Sens†
		Total Sys. KW**	Total Sys. KW**	Total Sys. KW**	Total Sys. KW**	Total Sys. KW**	Total Sys. KW**	Total Sys. KW**	Total Sys. KW**	Total Sys. KW**	Total Sys. KW**	Total Sys. KW**	Total Sys. KW**
187BNA024***B Outdoor Section With CNP/V=3117A**+58CV(A,X)090 - 16 Indoor Section - Low													
450	57 (13.9)	17.82	17.82	16.16	16.16	14.68	14.68	13.20	13.20	11.79	11.79	10.43	10.43
	62 (16.7)	18.73	15.76	17.00	14.15	12.56	12.56	11.03	11.03	9.57	9.57	8.06	8.06
	63 (17.2)††	19.10	13.04	17.34	11.64	15.56	10.27	13.83	8.95	12.16	7.70	10.58	6.53
	67 (19.4)	20.70	13.55	18.79	12.11	16.89	10.70	15.02	9.35	13.24	8.06	11.55	6.85
	72 (22.2)	22.95	11.31	20.84	10.04	18.74	8.82	16.71	7.65	14.76	6.54	12.91	5.51
	57 (13.9)	18.38	18.38	16.84	16.84	15.28	15.28	13.74	13.74	12.25	12.25	10.84	10.84
500	62 (16.7)	19.20	16.75	17.41	15.05	13.38	13.38	11.76	11.76	10.25	10.25	8.75	8.75
	63 (17.2)††	19.56	13.72	17.73	12.26	15.90	10.83	14.11	9.45	12.40	8.15	10.78	6.92
	67 (19.4)	21.19	14.29	19.21	12.78	17.25	11.30	15.33	9.89	13.49	8.54	11.76	7.27
	72 (22.2)	23.47	11.79	21.29	10.47	19.13	9.20	17.03	7.99	15.02	6.85	13.12	5.78
	57 (13.9)	19.06	19.06	17.44	17.44	15.81	15.81	14.21	14.21	12.66	12.66	11.19	11.19
	62 (16.7)	19.60	17.71	19.60	17.71	15.93	15.93	14.23	14.23	12.68	12.68	11.21	11.21
550	63 (17.2)††	19.94	14.38	18.06	12.86	16.18	11.37	14.34	9.94	12.59	8.58	10.94	7.29
	67 (19.4)	21.60	15.00	19.57	13.42	17.55	11.89	15.58	10.42	13.70	9.01	11.93	7.68
	72 (22.2)	23.90	12.24	21.66	10.89	19.44	9.57	17.29	8.32	15.24	7.14	13.30	6.04
	57 (13.9)	19.66	19.66	17.98	17.98	16.28	16.28	14.62	14.62	13.02	13.02	11.50	11.50
	62 (16.7)	19.96	18.65	18.11	16.78	16.31	16.31	14.65	14.65	13.04	13.04	11.52	11.52
	67 (19.4)	20.26	15.03	18.33	13.45	16.41	11.90	14.54	10.42	12.76	9.00	11.08	7.67
600	67 (19.4)	21.94	15.69	19.66	14.06	17.80	12.47	15.79	10.93	13.88	9.47	12.08	8.09
	72 (22.2)	24.26	12.68	21.96	11.29	19.70	9.94	17.50	8.65	15.41	7.44	13.44	6.30
	57 (13.9)	20.20	20.20	18.46	18.46	16.71	16.71	15.00	15.00	13.35	13.35	11.78	11.78
	62 (16.7)	20.31	19.56	18.49	18.49	16.74	16.74	15.02	15.02	13.37	13.37	11.80	11.80
	63 (17.2)††	20.54	15.66	18.58	14.03	16.62	12.42	14.72	10.89	12.90	9.42	11.21	8.03
	67 (19.4)	22.24	16.37	20.11	14.68	18.01	13.03	15.97	11.44	14.03	9.92	12.21	8.48
650	72 (22.2)	24.57	13.12	22.22	11.68	19.91	10.29	17.68	8.97	15.56	7.72	13.56	6.54
	57 (13.9)	20.41	20.41	18.64	18.64	16.87	16.87	15.14	15.14	13.47	13.47	11.88	11.88
	62 (16.7)	20.46	20.36	18.67	18.67	16.90	16.90	15.16	15.16	13.49	13.49	11.90	11.90
	63 (17.2)††	20.64	15.91	18.66	14.25	16.69	12.63	14.78	11.07	12.96	9.58	11.26	8.17
	67 (19.4)	22.34	16.64	20.20	14.92	18.09	13.25	16.04	11.64	14.09	10.10	12.26	8.64
	72 (22.2)	24.67	13.29	22.31	11.84	19.99	10.43	17.75	9.09	15.61	7.83	13.60	6.64
700	57 (13.9)	20.70	20.70	18.90	18.90	17.10	17.10	15.34	15.34	13.64	13.64	12.03	12.03
	62 (16.7)	20.73	20.73	18.93	18.93	17.13	17.13	15.36	15.36	13.66	13.66	12.05	12.05
	63 (17.2)††	20.79	16.28	18.79	14.59	16.80	12.94	14.87	11.35	13.04	9.83	11.33	8.38
	67 (19.4)	22.49	17.03	20.33	15.28	18.20	13.58	16.13	11.93	14.16	10.36	12.33	8.87
	72 (22.2)	24.82	13.53	22.44	12.06	20.10	10.64	17.84	9.28	15.69	7.99	13.66	6.78

See notes on page 16

DETAILED COOLING CAPACITIES# (CONTINUED)

EVAPORATOR AIR		CONDENSER ENTERING AIR TEMPERATURES ° F (° C)																							
		75 (23.9)				85 (29.4)				95 (35)				105 (40.6)				115 (46.1)				125 (51.7)			
		CFM	EWB ° F (° C)	Capacity MBtuh		Total Syst. KW**	Capacity MBtuh		Total Syst. KW**	Capacity MBtuh		Total Syst. KW**	Capacity MBtuh		Total Syst. KW**	Capacity MBtuh		Total Syst. KW**	Capacity MBtuh		Total Syst. KW**	Capacity MBtuh		Total Syst. KW**	
Total	Sens†			Total	Sens†		Total	Sens†		Total	Sens†		Total	Sens†		Total	Sens†		Total	Sens†		Total	Sens†		Total
187BNA038***D Outdoor Section With CNPV*4821A**+58CV(A,X)090 - 16 Indoor Section - High																									
900	57 (13.9)	35.84	35.84	33.31	33.31	2.47	30.78	30.78	2.70	28.23	28.23	2.96	25.63	25.63	3.26	22.99	22.99	3.58	20.40	20.40	3.86	17.84	17.84	4.14	
	62 (16.7)	38.02	31.58	35.06	29.75	2.49	32.11	27.93	2.72	29.14	26.10	2.97	26.15	24.26	3.26	23.16	22.40	3.58	20.40	20.40	3.86	17.84	17.84	4.14	
	63 (17.2)H	38.77	26.12	35.74	24.49	2.50	32.71	22.86	2.72	29.66	21.22	2.98	26.58	19.58	3.27	23.48	17.94	3.58	20.40	20.40	3.86	17.84	17.84	4.14	
	67 (19.4)	41.84	27.07	38.59	25.41	2.52	35.31	23.74	2.74	32.02	22.07	3.00	28.69	20.39	3.29	25.34	18.71	3.60	20.40	20.40	3.86	17.84	17.84	4.14	
	72 (22.2)	46.07	22.49	42.48	20.99	2.56	38.88	19.49	2.77	35.25	17.98	3.03	31.59	16.46	3.31	27.88	14.95	3.63	20.40	20.40	3.86	17.84	17.84	4.14	
	57 (13.9)	36.91	36.91	34.29	34.29	2.30	31.67	31.67	2.73	29.01	29.01	2.99	26.51	26.51	3.28	23.57	23.57	3.60	20.40	20.40	3.86	17.84	17.84	4.14	
	62 (16.7)	38.68	32.98	35.66	31.09	2.51	32.63	29.20	2.74	29.60	27.31	2.99	26.56	25.39	3.28	23.61	23.61	3.60	20.40	20.40	3.86	17.84	17.84	4.14	
	63 (17.2)H	39.40	27.07	36.30	25.40	2.52	33.20	23.73	2.74	30.07	23.04	3.00	28.93	20.36	3.28	23.76	18.68	3.60	20.40	20.40	3.86	17.84	17.84	4.14	
	67 (19.4)	42.51	28.10	39.17	26.38	2.54	35.82	24.67	2.76	32.44	22.95	3.02	29.04	21.23	3.30	25.62	19.50	3.62	20.40	20.40	3.86	17.84	17.84	4.14	
	72 (22.2)	46.76	23.13	43.10	21.60	2.58	39.41	20.07	2.79	35.69	18.53	3.04	31.95	16.98	3.33	28.17	15.43	3.64	20.40	20.40	3.86	17.84	17.84	4.14	
1005	57 (13.9)	37.31	37.31	34.65	34.65	2.51	31.99	31.99	2.74	29.30	29.30	2.99	26.56	26.56	3.28	23.78	23.78	3.60	20.40	20.40	3.86	17.84	17.84	4.14	
	62 (16.7)	38.93	33.53	35.87	31.61	2.52	32.83	29.70	2.74	29.77	27.78	3.00	26.72	25.82	3.29	23.82	23.82	3.60	20.40	20.40	3.86	17.84	17.84	4.14	
	63 (17.2)H	39.63	27.45	36.51	25.76	2.52	33.38	24.06	2.75	30.22	22.37	3.00	27.05	20.67	3.29	23.85	18.96	3.60	20.40	20.40	3.86	17.84	17.84	4.14	
	67 (19.4)	42.75	28.49	39.37	26.76	2.55	36.00	25.03	2.77	32.59	23.29	3.02	29.17	21.56	3.31	25.71	19.91	3.62	20.40	20.40	3.86	17.84	17.84	4.14	
	72 (22.2)	47.01	23.39	43.32	21.84	2.56	39.60	20.29	2.80	35.85	18.74	3.05	32.08	17.18	3.34	28.27	15.62	3.65	20.40	20.40	3.86	17.84	17.84	4.14	
	57 (13.9)	39.58	39.58	36.72	36.72	2.56	33.84	33.84	2.79	30.92	30.92	3.04	27.97	27.97	3.33	24.98	24.98	3.65	20.40	20.40	3.86	17.84	17.84	4.14	
	62 (16.7)	40.28	36.94	37.11	34.86	2.57	33.84	32.74	2.79	30.97	30.97	3.04	28.01	28.01	3.33	25.01	25.01	3.65	20.40	20.40	3.86	17.84	17.84	4.14	
	63 (17.2)H	40.84	29.78	37.56	26.19	2.57	34.29	26.19	2.79	31.00	24.39	3.04	27.69	22.59	3.33	24.38	20.78	3.64	20.40	20.40	3.86	17.84	17.84	4.14	
	67 (19.4)	44.00	30.99	40.46	29.14	2.59	36.93	27.31	2.81	33.99	25.47	3.07	29.82	23.62	3.35	26.24	21.77	3.66	20.40	20.40	3.86	17.84	17.84	4.14	
	72 (22.2)	48.33	24.94	44.46	23.32	2.63	40.57	21.70	2.84	36.66	20.07	3.09	32.73	18.44	3.38	28.78	16.81	3.69	20.40	20.40	3.86	17.84	17.84	4.14	
1350	57 (13.9)	41.01	41.01	38.01	38.01	2.60	34.98	34.98	2.82	31.93	31.93	3.08	28.84	28.84	3.37	25.70	25.70	3.68	20.40	20.40	3.86	17.84	17.84	4.14	
	62 (16.7)	41.19	39.34	38.05	38.05	2.60	35.03	35.03	2.82	31.97	31.97	3.08	28.88	28.88	3.37	25.73	25.73	3.68	20.40	20.40	3.86	17.84	17.84	4.14	
	63 (17.2)H	41.54	31.48	38.18	29.61	2.60	34.82	27.74	2.82	31.44	25.87	3.07	28.06	23.99	3.36	24.68	22.09	3.67	20.40	20.40	3.86	17.84	17.84	4.14	
	67 (19.4)	44.70	32.80	41.09	30.89	2.63	37.47	28.98	2.85	33.83	27.06	3.10	30.19	25.13	3.38	26.53	23.19	3.69	20.40	20.40	3.86	17.84	17.84	4.14	
	72 (22.2)	49.07	26.06	45.10	24.39	2.67	41.11	22.71	2.88	37.11	21.04	3.12	33.08	19.36	3.41	29.04	17.68	3.72	20.40	20.40	3.86	17.84	17.84	4.14	
	187BNA038***D Outdoor Section With CNPV*4821A**+58CV(A,X)090 - 16 Indoor Section - Low																								
	720	57 (13.9)	26.16	26.16	24.56	24.56	1.75	22.93	22.93	2.02	21.26	21.26	2.34	19.53	19.53	2.71	17.74	17.74	3.15	15.00	15.00	3.42	11.00	11.00	3.90
		62 (16.7)	27.22	23.86	25.33	21.80	1.74	23.44	19.77	2.02	21.51	17.78	2.34	19.57	19.55	2.71	17.77	17.77	3.15	15.00	15.00	3.42	11.00	11.00	3.90
		63 (17.2)H	27.75	19.50	25.81	17.73	1.74	23.86	15.99	2.01	21.86	14.30	2.34	19.80	12.63	2.71	17.68	11.01	3.15	15.00	15.00	3.42	11.00	11.00	3.90
		67 (19.4)	30.15	20.35	28.03	18.51	1.72	25.90	16.71	2.00	23.75	14.95	2.32	21.53	13.24	2.70	19.24	11.56	3.13	15.00	15.00	3.42	11.00	11.00	3.90
72 (22.2)		33.42	16.77	31.06	15.17	1.70	28.71	13.59	1.98	26.32	12.07	2.30	23.88	10.60	2.67	21.37	9.16	3.10	15.00	15.00	3.42	11.00	11.00	3.90	
57 (13.9)		26.97	26.97	25.30	25.30	1.75	23.60	23.60	2.02	21.87	21.87	2.34	20.07	20.07	2.72	18.21	18.21	3.15	15.00	15.00	3.42	11.00	11.00	3.90	
62 (16.7)		27.71	25.00	25.78	22.85	1.75	23.85	20.74	2.02	21.92	21.84	2.34	20.11	20.11	2.72	18.24	18.24	3.15	15.00	15.00	3.42	11.00	11.00	3.90	
63 (17.2)H		28.20	20.29	26.21	18.45	1.74	24.21	16.66	2.02	22.17	14.90	2.34	20.07	13.18	2.72	17.90	11.50	3.16	15.00	15.00	3.42	11.00	11.00	3.90	
67 (19.4)		30.62	21.18	28.44	19.28	1.73	26.27	17.42	2.00	24.06	15.60	2.33	21.79	13.82	2.70	19.46	12.09	3.13	15.00	15.00	3.42	11.00	11.00	3.90	
72 (22.2)		33.92	17.30	31.51	15.64	1.70	29.09	14.04	1.98	26.65	12.48	2.31	24.16	10.96	2.68	21.60	9.49	3.11	15.00	15.00	3.42	11.00	11.00	3.90	
835	57 (13.9)	27.64	27.64	25.91	25.91	1.75	24.16	24.16	2.03	22.37	22.37	2.35	20.52	20.52	2.72	18.59	18.59	3.15	15.00	15.00	3.42	11.00	11.00	3.90	
	62 (16.7)	28.12	26.02	26.16	23.78	1.75	24.23	24.10	2.03	22.41	22.41	2.35	20.55	20.52	2.72	18.62	18.62	3.15	15.00	15.00	3.42	11.00	11.00	3.90	
	63 (17.2)H	28.57	20.99	26.54	19.10	1.75	24.49	17.26	2.02	22.41	15.45	2.35	20.28	13.68	2.72	18.08	11.95	3.16	15.00	15.00	3.42	11.00	11.00	3.90	
	67 (19.4)	30.99	21.93	28.78	19.97	1.73	26.56	18.06	2.01	23.30	16.19	2.33	22.00	14.36	2.71	19.64	12.57	3.17	15.00	15.00	3.42	11.00	11.00	3.90	
	72 (22.2)	34.32	17.77	31.86	16.08	1.71	29.39	14.44	1.99	26.91	12.85	2.31	21.77	11.29	2.68	21.77	9.79	3.11	15.00	15.00	3.42	11.00	11.00	3.90	
	57 (13.9)	28.98	28.98	27.13	27.13	1.76	25.27	25.27	2.03	23.35	23.35	2.35	21.38	21.38	2.73	19.34	19.34	3.16	15.00	15.00	3.42	11.00	11.00	3.90	
	62 (16.7)	29.01	29.01	27.17	27.17	1.76	25.30	25.30	2.03	23.39	23.39	2.35	21.41	21.41	2.73	19.37	19.37	3.16	15.00	15.00	3.42	11.00	11.00	3.90	
	63 (17.2)H	29.25	22.53	27.14	20.52	1.76	25.03	18.57	2.04	22.87	16.64	2.36	20.67	14.76	2.72	18.42	12.92	3.17	15.00	15.00	3.42	11.00	11.00	3.90	
	67 (19.4)	31.69	23.58</																						

DETAILED COOLING CAPACITIES# (CONTINUED)

CFM	EWB °F (°C)	CONDENSER ENTERING AIR TEMPERATURES °F (°C)																							
		75 (23.9)				85 (29.4)				95 (35)				105 (40.6)				115 (46.1)				125 (51.7)			
		Capacity MBtuh		Total Svs. KW**	Capacity MBtuh	Capacity MBtuh		Total Svs. KW**	Capacity MBtuh		Total Svs. KW**	Capacity MBtuh		Total Svs. KW**	Capacity MBtuh		Total Svs. KW**	Capacity MBtuh		Total Svs. KW**	Capacity MBtuh		Total Svs. KW**		
Total	Sens†	Total	Sens†			Total	Sens†		Total	Sens†		Total	Sens†		Total	Sens†		Total	Sens†		Total	Sens†			
1200	57 (13.9)	47.30	47.30	2.91	44.22	3.23	37.80	3.61	37.80	4.04	34.62	4.56	34.62	4.56	31.52	5.16	31.52	5.16	31.52	5.16	31.52	5.16			
	62 (16.7)	50.25	41.83	2.93	46.59	3.25	42.79	3.71	39.01	4.05	35.32	4.56	35.32	4.56	31.77	5.17	31.77	5.17	31.77	5.17	31.77	5.17			
	63 (17.2)††	51.23	34.57	2.93	47.48	3.25	43.59	30.24	3.63	39.71	28.08	4.06	35.92	25.98	4.57	32.96	23.96	4.57	32.96	23.96	4.57	32.96	23.96		
	67 (19.4)	55.28	35.82	2.95	51.21	3.62	47.04	31.41	3.65	42.87	29.21	4.09	38.78	27.06	4.60	34.83	25.00	4.60	34.83	25.00	4.60	34.83	25.00		
	72 (22.2)	60.74	29.88	2.97	56.26	3.30	41.68	25.68	3.68	47.07	23.68	4.12	42.67	21.79	4.65	37.97	19.81	4.65	37.97	19.81	4.65	37.97	19.81		
	77 (25.2)	68.75	24.75	2.94	63.26	3.26	38.72	22.20	3.64	38.85	20.68	4.08	35.56	18.55	4.59	32.33	15.24	4.59	32.33	15.24	4.59	32.33	15.24		
1300	57 (13.9)	47.30	47.30	2.91	44.22	3.23	37.80	3.61	37.80	4.04	34.62	4.56	34.62	4.56	31.52	5.16	31.52	5.16	31.52	5.16	31.52	5.16			
	62 (16.7)	50.25	41.83	2.93	46.59	3.25	42.79	37.01	3.62	39.01	34.60	4.05	35.32	32.24	4.56	31.77	29.95	4.56	31.77	29.95	4.56	31.77	29.95		
	63 (17.2)††	51.23	34.57	2.93	47.48	3.25	43.59	30.24	3.63	39.71	28.08	4.06	35.92	25.98	4.57	32.96	23.96	4.57	32.96	23.96	4.57	32.96	23.96		
	67 (19.4)	55.28	35.82	2.95	51.21	3.62	47.04	31.41	3.65	42.87	29.21	4.09	38.78	27.06	4.60	34.83	25.00	4.60	34.83	25.00	4.60	34.83	25.00		
	72 (22.2)	60.74	29.88	2.97	56.26	3.30	41.68	25.68	3.68	47.07	23.68	4.12	42.67	21.79	4.65	37.97	19.81	4.65	37.97	19.81	4.65	37.97	19.81		
	77 (25.2)	68.75	24.75	2.94	63.26	3.26	38.72	22.20	3.64	38.85	20.68	4.08	35.56	18.55	4.59	32.33	15.24	4.59	32.33	15.24	4.59	32.33	15.24		
1355	57 (13.9)	47.30	47.30	2.91	44.22	3.23	37.80	3.61	37.80	4.04	34.62	4.56	34.62	4.56	31.52	5.16	31.52	5.16	31.52	5.16	31.52	5.16			
	62 (16.7)	50.25	41.83	2.93	46.59	3.25	42.79	37.01	3.62	39.01	34.60	4.05	35.32	32.24	4.56	31.77	29.95	4.56	31.77	29.95	4.56	31.77	29.95		
	63 (17.2)††	51.23	34.57	2.93	47.48	3.25	43.59	30.24	3.63	39.71	28.08	4.06	35.92	25.98	4.57	32.96	23.96	4.57	32.96	23.96	4.57	32.96	23.96		
	67 (19.4)	55.28	35.82	2.95	51.21	3.62	47.04	31.41	3.65	42.87	29.21	4.09	38.78	27.06	4.60	34.83	25.00	4.60	34.83	25.00	4.60	34.83	25.00		
	72 (22.2)	60.74	29.88	2.97	56.26	3.30	41.68	25.68	3.68	47.07	23.68	4.12	42.67	21.79	4.65	37.97	19.81	4.65	37.97	19.81	4.65	37.97	19.81		
	77 (25.2)	68.75	24.75	2.94	63.26	3.26	38.72	22.20	3.64	38.85	20.68	4.08	35.56	18.55	4.59	32.33	15.24	4.59	32.33	15.24	4.59	32.33	15.24		
1400	57 (13.9)	47.30	47.30	2.91	44.22	3.23	37.80	3.61	37.80	4.04	34.62	4.56	34.62	4.56	31.52	5.16	31.52	5.16	31.52	5.16	31.52	5.16			
	62 (16.7)	50.25	41.83	2.93	46.59	3.25	42.79	37.01	3.62	39.01	34.60	4.05	35.32	32.24	4.56	31.77	29.95	4.56	31.77	29.95	4.56	31.77	29.95		
	63 (17.2)††	51.23	34.57	2.93	47.48	3.25	43.59	30.24	3.63	39.71	28.08	4.06	35.92	25.98	4.57	32.96	23.96	4.57	32.96	23.96	4.57	32.96	23.96		
	67 (19.4)	55.28	35.82	2.95	51.21	3.62	47.04	31.41	3.65	42.87	29.21	4.09	38.78	27.06	4.60	34.83	25.00	4.60	34.83	25.00	4.60	34.83	25.00		
	72 (22.2)	60.74	29.88	2.97	56.26	3.30	41.68	25.68	3.68	47.07	23.68	4.12	42.67	21.79	4.65	37.97	19.81	4.65	37.97	19.81	4.65	37.97	19.81		
	77 (25.2)	68.75	24.75	2.94	63.26	3.26	38.72	22.20	3.64	38.85	20.68	4.08	35.56	18.55	4.59	32.33	15.24	4.59	32.33	15.24	4.59	32.33	15.24		

See notes on page 16

DETAILED COOLING CAPACITIES# (CONTINUED)

EVAPORATOR AIR		CONDENSER ENTERING AIR TEMPERATURES ° F (° C)																							
		75 (23.9)				85 (29.4)				95 (35)				105 (40.6)				115 (46.1)				125 (51.7)			
		CFM	EWB ° F (° C)	Capacity MBtuh		Total Syst. KW**	Capacity MBtuh		Total Syst. KW**	Capacity MBtuh		Total Syst. KW**	Capacity MBtuh		Total Syst. KW**	Capacity MBtuh		Total Syst. KW**	Capacity MBtuh		Total Syst. KW**				
Total	Sens†			Total	Sens†		Total	Sens†		Total	Sens†		Total	Sens†		Total	Sens†		Total	Sens†		Total	Sens†		
187BNA060***B Outdoor Section With CNPY#612AA**+58CV(A,X)135-22 Indoor Section - High																									
1500	57 (13.9)	53.72	53.72	52.08	52.08	3.91	3.91	50.28	50.28	4.33	4.33	48.30	48.30	4.81	4.81	46.01	46.01	46.01	46.01	5.36	5.36	43.38	43.38	5.99	
	62 (16.7)	56.39	48.10	54.23	47.06	3.93	4.34	51.92	45.97	4.34	4.34	49.38	44.79	4.82	4.82	46.54	43.46	46.54	43.46	5.37	5.37	43.43	43.39	5.99	
	63 (17.2)††	57.44	39.42	55.21	38.38	3.94	3.94	52.82	37.28	4.35	4.35	50.17	36.09	4.83	4.83	47.21	34.79	47.21	34.79	5.38	5.38	43.85	33.84	6.00	
	67 (19.4)	62.03	40.93	63.63	39.87	3.98	3.98	57.01	38.77	4.40	4.40	54.12	37.57	4.87	4.87	50.90	36.25	47.27	34.80	5.42	5.42	47.27	34.80	6.04	
	72 (22.2)	68.33	33.87	65.64	32.60	4.04	4.04	62.75	31.47	4.46	4.46	59.55	30.25	4.94	4.94	55.98	28.93	51.96	27.46	5.49	5.49	44.88	27.46	6.11	
	57 (13.9)	55.23	55.23	53.51	53.51	3.60	3.60	51.63	51.63	4.38	4.38	49.53	49.53	4.86	4.86	47.13	47.13	44.38	44.38	5.41	5.41	44.38	44.38	6.04	
1625	62 (16.7)	57.29	50.23	55.06	49.18	3.97	3.97	52.69	48.06	4.39	4.39	50.09	46.83	4.87	4.87	47.27	46.92	44.44	44.44	5.41	5.41	44.44	44.44	6.04	
	63 (17.2)††	58.28	40.86	55.98	39.80	3.98	3.98	53.49	38.69	4.40	4.40	50.76	37.48	4.92	4.92	47.71	36.16	44.28	34.89	5.42	5.42	44.28	34.89	6.04	
	67 (19.4)	62.90	42.47	60.40	41.40	4.03	4.03	57.71	40.28	4.44	4.44	54.73	39.06	4.92	4.92	51.43	37.73	47.70	36.27	5.47	5.47	47.70	36.27	6.09	
	72 (22.2)	69.27	34.62	66.48	33.54	4.09	4.09	63.48	32.39	4.50	4.50	60.19	31.16	4.98	4.98	56.52	29.81	52.40	28.83	5.53	5.53	52.40	28.83	6.15	
	57 (13.9)	55.91	55.91	54.14	54.14	3.98	3.98	52.22	52.22	4.40	4.40	50.07	50.07	4.88	4.88	47.62	47.62	44.81	44.81	5.44	5.44	44.81	44.81	6.07	
	62 (16.7)	57.88	51.23	55.44	50.17	4.00	4.00	53.03	49.03	4.41	4.41	50.43	47.77	4.89	4.89	47.70	47.70	44.88	44.88	5.44	5.44	44.88	44.88	6.07	
1685	63 (17.2)††	58.84	41.54	56.29	40.47	4.00	4.00	53.77	39.34	4.42	4.42	51.02	38.14	4.89	4.89	47.93	36.81	44.47	35.33	5.44	5.44	44.47	35.33	6.06	
	67 (19.4)	63.28	43.19	60.74	42.12	4.05	4.05	58.00	40.99	4.46	4.46	54.99	39.76	4.94	4.94	51.65	38.43	47.88	36.95	5.49	5.49	47.88	36.95	6.11	
	72 (22.2)	69.67	35.07	66.84	33.98	4.11	4.11	63.79	32.82	4.52	4.52	60.46	31.59	5.00	5.00	56.74	30.23	52.59	28.75	5.55	5.55	52.59	28.75	6.18	
	57 (13.9)	56.80	56.80	54.79	54.79	4.01	4.01	52.83	52.83	4.43	4.43	50.63	50.63	4.91	4.91	48.13	48.13	45.26	45.26	5.46	5.46	45.26	45.26	6.09	
	62 (16.7)	58.08	52.30	55.82	51.22	4.02	4.02	53.40	50.06	4.43	4.43	50.81	48.74	4.91	4.91	48.20	48.20	45.32	45.32	5.46	5.46	45.32	45.32	6.09	
	63 (17.2)††	59.00	42.26	56.61	41.18	4.03	4.03	54.06	40.05	4.44	4.44	51.27	38.84	4.92	4.92	48.15	37.49	44.65	36.01	5.46	5.46	44.65	36.01	6.08	
1750	67 (19.4)	63.66	43.97	61.07	42.88	4.07	4.07	58.29	41.74	4.48	4.48	55.26	40.52	4.96	4.96	51.87	39.18	48.07	37.89	5.51	5.51	48.07	37.89	6.13	
	72 (22.2)	70.06	35.54	67.19	34.44	4.13	4.13	64.11	33.28	4.55	4.55	60.73	32.04	5.02	5.02	56.97	30.68	52.77	29.18	5.57	5.57	52.77	29.18	6.20	
	57 (13.9)	58.97	58.97	57.00	57.00	3.74	3.74	54.88	54.88	4.52	4.52	52.51	52.51	5.00	5.00	49.82	49.82	46.74	46.74	5.56	5.56	46.74	46.74	6.19	
	62 (16.7)	59.49	56.22	57.21	55.01	4.11	4.11	54.96	54.96	4.52	4.52	52.59	52.59	5.01	5.01	49.88	49.88	46.80	46.80	5.56	5.56	46.80	46.80	6.19	
	63 (17.2)††	60.13	44.93	57.65	43.84	4.11	4.11	54.99	42.69	4.52	4.52	52.08	41.43	5.00	5.00	48.84	40.07	45.22	38.55	5.55	5.55	45.22	38.55	6.17	
	67 (19.4)	64.83	46.84	62.13	45.74	4.16	4.16	59.24	44.58	4.57	4.57	56.07	43.33	5.04	5.04	52.56	41.96	48.64	40.44	5.59	5.59	48.64	40.44	6.22	
2000	72 (22.2)	71.31	37.29	68.31	36.17	4.22	4.22	65.08	34.98	4.63	4.63	61.55	33.71	5.11	5.11	57.65	32.34	53.29	30.81	5.66	5.66	53.29	30.81	6.28	
	57 (13.9)	60.93	60.93	58.83	58.83	4.20	4.20	56.57	56.57	4.61	4.61	54.04	54.04	5.10	5.10	51.19	51.19	47.93	47.93	5.65	5.65	47.93	47.93	6.28	
	62 (16.7)	61.01	61.01	58.91	58.91	4.20	4.20	56.65	56.65	4.62	4.62	54.11	54.11	5.10	5.10	51.25	51.25	47.98	47.98	5.65	5.65	47.98	47.98	6.28	
	63 (17.2)††	61.01	47.48	58.43	46.37	4.19	4.19	55.68	45.19	4.60	4.60	52.69	43.92	5.08	5.08	49.36	42.51	45.67	40.93	5.63	5.63	45.67	40.93	6.25	
	67 (19.4)	65.74	49.60	62.94	48.48	4.24	4.24	59.95	47.29	4.65	4.65	56.69	46.02	5.13	5.13	53.08	44.62	49.07	43.04	5.68	5.68	49.07	43.04	6.30	
	72 (22.2)	72.25	38.84	69.12	37.79	4.30	4.30	65.78	36.59	4.71	4.71	62.14	35.31	5.19	5.19	58.12	33.90	53.64	32.37	5.74	5.74	53.64	32.37	6.36	

See notes on page 16

DETAILED COOLING CAPACITIES# (CONTINUED)

EVAPORATOR AIR		CONDENSER ENTERING AIR TEMPERATURES °F (°C)																		
CFM	EWB °F (°C)	75 (23.9)			85 (29.4)			95 (35)			105 (40.6)			115 (46.1)			125 (51.7)			
		Capacity MBtuh	Total Sys. KW**		Capacity MBtuh	Total Sys. KW**		Capacity MBtuh	Total Sys. KW**		Capacity MBtuh	Total Sys. KW**		Capacity MBtuh	Total Sys. KW**		Capacity MBtuh	Total Sys. KW**		
		Total	Sens†		Total	Sens†		Total	Sens†		Total	Sens†		Total	Sens†		Total	Sens†		
		187BNA060***B Outdoor Section With CNPV*62AA**+56CV(A,X)135-22 Indoor Section - Low																		
	57 (13.9)	41.88	41.88	2.45	38.97	35.87	32.67	32.67	32.67	32.67	32.67	32.67	32.67	32.67	32.67	32.67	32.67	32.67	32.67	32.67
	62 (16.7)	43.21	38.96	2.44	39.82	36.26	32.73	32.73	32.73	32.73	32.73	32.73	32.73	32.73	32.73	32.73	32.73	32.73	32.73	32.73
	63 (17.2)†	44.00	31.63	2.44	40.50	28.92	26.20	26.20	26.20	26.20	26.20	26.20	26.20	26.20	26.20	26.20	26.20	26.20	26.20	26.20
	67 (19.4)	47.74	33.00	2.41	43.97	30.21	27.42	27.42	27.42	27.42	27.42	27.42	27.42	27.42	27.42	27.42	27.42	27.42	27.42	27.42
	72 (22.2)	52.84	26.95	2.37	48.70	24.52	22.08	22.08	22.08	22.08	22.08	22.08	22.08	22.08	22.08	22.08	22.08	22.08	22.08	22.08
	57 (13.9)	43.12	43.12	2.46	40.07	40.07	36.87	36.87	36.87	36.87	36.87	36.87	36.87	36.87	36.87	36.87	36.87	36.87	36.87	36.87
	62 (16.7)	43.95	40.81	2.45	40.50	37.54	36.84	36.84	36.84	36.84	36.84	36.84	36.84	36.84	36.84	36.84	36.84	36.84	36.84	36.84
	63 (17.2)†	44.65	32.91	2.45	41.08	30.11	27.30	27.30	27.30	27.30	27.30	27.30	27.30	27.30	27.30	27.30	27.30	27.30	27.30	27.30
	67 (19.4)	48.41	34.36	2.42	44.56	31.48	28.59	28.59	28.59	28.59	28.59	28.59	28.59	28.59	28.59	28.59	28.59	28.59	28.59	28.59
	72 (22.2)	53.55	27.80	2.39	49.32	25.31	22.82	22.82	22.82	22.82	22.82	22.82	22.82	22.82	22.82	22.82	22.82	22.82	22.82	22.82
	57 (13.9)	43.74	43.74	2.46	40.64	40.64	37.38	37.38	37.38	37.38	37.38	37.38	37.38	37.38	37.38	37.38	37.38	37.38	37.38	37.38
	62 (16.7)	44.33	41.81	2.46	40.87	38.45	37.45	37.45	37.45	37.45	37.45	37.45	37.45	37.45	37.45	37.45	37.45	37.45	37.45	37.45
	67 (19.4)	44.98	33.80	2.46	41.36	30.75	27.89	27.89	27.89	27.89	27.89	27.89	27.89	27.89	27.89	27.89	27.89	27.89	27.89	27.89
	72 (22.2)	48.74	35.09	2.43	44.85	32.16	29.23	29.23	29.23	29.23	29.23	29.23	29.23	29.23	29.23	29.23	29.23	29.23	29.23	29.23
	57 (13.9)	44.23	44.23	2.47	41.08	41.08	37.78	37.78	37.78	37.78	37.78	37.78	37.78	37.78	37.78	37.78	37.78	37.78	37.78	37.78
	62 (16.7)	44.63	42.61	2.47	41.19	40.98	37.85	37.85	37.85	37.85	37.85	37.85	37.85	37.85	37.85	37.85	37.85	37.85	37.85	37.85
	63 (17.2)†	45.23	34.15	2.46	41.58	31.27	28.37	28.37	28.37	28.37	28.37	28.37	28.37	28.37	28.37	28.37	28.37	28.37	28.37	28.37
	67 (19.4)	48.99	35.68	2.44	45.07	32.72	29.75	29.75	29.75	29.75	29.75	29.75	29.75	29.75	29.75	29.75	29.75	29.75	29.75	29.75
	72 (22.2)	54.16	28.63	2.40	49.85	26.08	23.53	23.53	23.53	23.53	23.53	23.53	23.53	23.53	23.53	23.53	23.53	23.53	23.53	23.53
	57 (13.9)	46.15	46.15	2.49	42.82	42.82	39.32	39.32	39.32	39.32	39.32	39.32	39.32	39.32	39.32	39.32	39.32	39.32	39.32	39.32
	62 (16.7)	46.22	46.22	2.49	42.88	42.88	39.38	39.38	39.38	39.38	39.38	39.38	39.38	39.38	39.38	39.38	39.38	39.38	39.38	39.38
	63 (17.2)†	46.15	36.54	2.49	42.39	33.50	27.43	27.43	27.43	27.43	27.43	27.43	27.43	27.43	27.43	27.43	27.43	27.43	27.43	27.43
	67 (19.4)	49.93	38.25	2.46	45.88	35.12	31.99	31.99	31.99	31.99	31.99	31.99	31.99	31.99	31.99	31.99	31.99	31.99	31.99	31.99
	72 (22.2)	55.12	30.20	2.43	50.68	27.55	24.90	24.90	24.90	24.90	24.90	24.90	24.90	24.90	24.90	24.90	24.90	24.90	24.90	24.90
	57 (13.9)	47.74	47.74	2.52	44.25	44.25	40.59	40.59	40.59	40.59	40.59	40.59	40.59	40.59	40.59	40.59	40.59	40.59	40.59	40.59
	62 (16.7)	47.81	47.81	2.52	44.31	44.31	40.65	40.65	40.65	40.65	40.65	40.65	40.65	40.65	40.65	40.65	40.65	40.65	40.65	40.65
	63 (17.2)†	46.86	38.82	2.52	43.01	35.62	29.23	29.23	29.23	29.23	29.23	29.23	29.23	29.23	29.23	29.23	29.23	29.23	29.23	29.23
	67 (19.4)	50.85	40.71	2.50	46.52	37.42	34.13	34.13	34.13	34.13	34.13	34.13	34.13	34.13	34.13	34.13	34.13	34.13	34.13	34.13
	72 (22.2)	55.85	31.70	2.46	51.29	28.95	26.20	26.20	26.20	26.20	26.20	26.20	26.20	26.20	26.20	26.20	26.20	26.20	26.20	26.20

† Total and sensible capacities are net capacities. Blower motor heat has been subtracted.

‡ Sensible capacities shown are based on 80°F (27°C) entering air at the indoor coil. For sensible capacities at other than 80°F (27°C), deduct 835 Btuh (245 kW) per 1000 CFM (480 L/S) of indoor coil air for each degree below 80°F (27°C), or add 835 Btuh (245 kW) per 1000 CFM (480 L/S) of indoor coil air per degree above 80°F (27°C).

Detailed cooling capacities are based on indoor and outdoor unit at the same elevation per AHRI standard 210/240-2008. If additional tubing length and/or indoor unit is located above outdoor unit, a slight variation in capacity may occur.

** System kw is total of indoor and outdoor unit kilowatts.

EWB — Entering Wet Bulb

NOTE: When the required data fall between the published data, interpolation may be performed. Extrapolation is not an acceptable practice.

CONDENSER ONLY RATINGS*

SST ° F (° C)		CONDENSER ENTERING AIR TEMPERATURES ° F (° C)							
		55 (12.78)	65 (18.33)	75 (23.89)	85 (29.44)	95 (35.0)	105 (40.56)	115 (46.11)	125 (51.67)
187BNA024****B – High									
30 (-1.11)	TCG	28.00	25.00	21.90	18.90	16.00	13.30	10.70	8.50
	SDT	71.60	81.50	91.40	101.20	111.00	120.80	130.80	140.90
	KW	1.20	1.30	1.40	1.51	1.63	1.76	1.92	2.11
35 (1.67)	TCG	31.20	27.70	24.30	21.00	17.80	14.80	12.10	9.60
	SDT	73.20	83.00	92.80	102.60	112.40	122.20	132.10	142.10
	KW	1.23	1.33	1.43	1.53	1.65	1.79	1.95	2.14
40 (4.44)	TCG	34.60	30.70	26.90	23.20	19.80	16.50	13.50	10.70
	SDT	74.80	84.60	94.40	104.10	113.90	123.50	133.40	143.30
	KW	1.25	1.35	1.45	1.56	1.68	1.82	1.98	2.17
45 (7.22)	TCG	38.20	33.90	29.70	25.70	21.90	18.30	15.00	12.00
	SDT	76.60	86.30	96.00	105.70	115.20	124.90	134.70	144.60
	KW	1.28	1.38	1.48	1.58	1.70	1.84	2.01	2.20
50 (10.0)	TCG	42.00	37.30	32.60	28.30	24.10	20.20	16.60	13.40
	SDT	78.40	88.00	97.60	107.10	116.70	126.30	136.00	145.90
	KW	1.31	1.40	1.50	1.60	1.72	1.87	2.03	2.23
55 (12.78)	TCG	46.10	40.90	35.80	31.00	26.50	22.30	18.40	14.80
	SDT	80.20	89.70	99.20	108.60	118.10	127.70	137.40	147.10
	KW	1.34	1.43	1.52	1.63	1.75	1.89	2.06	2.26
60 (15.56)	TCG	50.50	44.70	39.20	33.90	29.00	24.40	20.20	16.30
	SDT	82.00	91.40	100.80	110.20	119.70	129.20	138.80	148.40
	KW	1.37	1.45	1.54	1.65	1.77	1.92	2.09	2.28
187BNA024****B – Low									
30 (-1.11)	TCG	13.50	13.60	13.30	12.80	12.20	11.30	10.40	9.40
	SDT	66.80	76.80	86.70	96.50	106.30	116.00	125.70	135.70
	KW	0.77	0.89	1.03	1.18	1.35	1.53	1.74	1.96
35 (1.67)	TCG	15.20	15.20	14.90	14.40	13.70	12.90	11.90	10.90
	SDT	68.00	78.00	87.90	97.70	107.40	117.10	126.90	136.90
	KW	0.77	0.89	1.02	1.17	1.34	1.53	1.74	1.98
40 (4.44)	TCG	16.90	16.90	16.60	16.00	15.30	14.50	13.50	12.50
	SDT	69.30	79.30	89.00	98.80	108.50	118.20	128.10	138.10
	KW	0.76	0.88	1.01	1.17	1.34	1.53	1.75	1.99
45 (7.22)	TCG	18.80	18.70	18.30	17.80	17.00	16.20	15.20	14.10
	SDT	70.60	80.50	90.30	100.00	109.70	119.40	129.20	139.20
	KW	0.75	0.87	1.00	1.16	1.33	1.53	1.76	2.01
50 (10.0)	TCG	20.80	20.60	20.20	19.60	18.90	18.00	17.00	15.90
	SDT	72.00	81.80	91.50	101.20	110.80	120.50	130.40	140.30
	KW	0.74	0.86	0.99	1.15	1.33	1.53	1.76	2.02
55 (12.78)	TCG	22.90	22.70	22.20	21.60	20.80	19.90	18.80	17.80
	SDT	73.40	83.20	92.80	102.40	112.10	121.70	131.50	141.40
	KW	0.73	0.84	0.98	1.14	1.32	1.53	1.77	2.03
60 (15.56)	TCG	25.10	24.80	24.30	23.70	22.80	21.90	20.80	19.70
	SDT	74.90	84.60	94.10	103.70	113.30	122.90	132.60	142.40
	KW	0.72	0.83	0.97	1.13	1.32	1.53	1.77	2.04
187BNA036****D – High									
30 (-1.11)	TCG	34.80	32.30	29.80	27.40	25.00	22.60	20.10	17.60
	SDT	71.10	80.60	90.10	99.60	109.10	118.50	127.80	137.20
	KW	1.72	1.87	2.04	2.25	2.47	2.72	3.00	3.29
35 (1.67)	TCG	38.50	35.70	33.10	30.40	27.80	25.10	22.40	19.60
	SDT	72.60	82.00	91.50	100.90	110.30	119.70	129.00	138.20
	KW	1.76	1.91	2.08	2.28	2.50	2.76	3.03	3.33
40 (4.44)	TCG	42.40	39.40	36.50	33.60	30.70	27.80	24.80	21.80
	SDT	74.20	83.60	93.00	102.40	111.70	120.90	130.10	139.20
	KW	1.81	1.95	2.11	2.31	2.53	2.79	3.06	3.37
45 (7.22)	TCG	46.50	43.30	40.20	37.00	33.90	30.70	27.50	24.20
	SDT	75.90	85.20	94.50	103.80	113.00	122.20	131.30	140.30
	KW	1.87	1.99	2.15	2.34	2.57	2.82	3.10	3.40
50 (10.0)	TCG	50.90	47.50	44.00	40.60	37.20	33.80	30.30	26.70
	SDT	77.60	86.80	96.10	105.30	114.40	123.50	132.50	141.40
	KW	1.92	2.04	2.19	2.38	2.60	2.85	3.13	3.44
55 (12.78)	TCG	55.50	51.80	48.10	44.50	40.80	37.00	33.20	29.40
	SDT	79.40	88.50	97.70	106.80	115.90	124.90	133.80	142.60
	KW	1.99	2.09	2.24	2.42	2.64	2.89	3.17	3.47
60 (15.56)	TCG	60.40	56.40	52.50	48.50	44.50	40.40	36.40	32.30
	SDT	81.20	90.20	99.30	108.40	117.40	126.30	135.00	143.80
	KW	2.05	2.15	2.29	2.47	2.68	2.93	3.20	3.51

See notes on page 19

187B

CONDENSER ONLY RATINGS* CONTINUED

SST ° F (° C)		CONDENSER ENTERING AIR TEMPERATURES ° F (° C)							
		55 (12.78)	65 (18.33)	75 (23.89)	85 (29.44)	95 (35.0)	105 (40.56)	115 (46.11)	125 (51.67)
187BNA036****D – Low									
30 (-1.11)	TCG	20.70	20.10	19.50	18.80	18.00	16.90	15.60	14.10
	SDT	65.70	75.40	85.10	94.80	104.50	114.10	123.60	133.10
	KW	1.18	1.31	1.47	1.66	1.88	2.13	2.43	2.78
35 (1.67)	TCG	23.10	22.40	21.80	21.00	20.10	19.00	17.60	16.00
	SDT	66.80	76.50	86.10	95.80	105.40	115.00	124.50	134.00
	KW	1.16	1.30	1.46	1.65	1.87	2.12	2.42	2.76
40 (4.44)	TCG	25.60	25.00	24.20	23.40	22.40	21.20	19.80	18.10
	SDT	68.00	77.60	87.30	96.90	106.50	116.00	125.40	134.90
	KW	1.13	1.28	1.45	1.64	1.86	2.11	2.41	2.75
45 (7.22)	TCG	28.40	27.70	26.90	26.00	24.90	23.70	22.10	20.30
	SDT	69.30	78.80	88.40	98.00	107.50	117.00	126.40	135.80
	KW	1.11	1.26	1.43	1.63	1.85	2.10	2.40	2.73
50 (10.0)	TCG	31.40	30.60	29.70	28.70	27.60	26.20	24.60	22.70
	SDT	70.60	80.10	89.60	99.20	108.60	118.00	127.40	136.70
	KW	1.08	1.24	1.42	1.61	1.84	2.09	2.39	2.72
55 (12.78)	TCG	34.60	33.70	32.70	31.70	30.40	29.00	27.30	25.30
	SDT	72.00	81.50	90.90	100.40	109.80	119.10	128.40	137.60
	KW	1.06	1.22	1.40	1.60	1.83	2.08	2.38	2.71
60 (15.56)	TCG	38.10	37.00	36.00	34.80	33.50	31.90	30.10	28.00
	SDT	73.50	82.90	92.30	101.60	111.00	120.20	129.40	138.60
	KW	1.03	1.20	1.38	1.59	1.82	2.07	2.36	2.69
187BNA048****D – High									
30 (-1.11)	TCG	44.30	42.30	39.70	36.70	33.50	30.30	27.10	24.20
	SDT	69.60	79.40	88.90	98.30	107.70	117.10	126.50	136.00
	KW	2.00	2.27	2.56	2.88	3.24	3.67	4.16	4.76
35 (1.67)	TCG	49.40	47.10	44.10	40.80	37.30	33.80	30.40	27.20
	SDT	71.20	80.80	90.30	99.60	108.90	118.20	127.60	137.00
	KW	2.04	2.31	2.60	2.91	3.28	3.70	4.21	4.80
40 (4.44)	TCG	54.80	52.00	48.70	45.10	41.30	37.50	33.90	30.40
	SDT	72.80	82.30	91.60	100.90	110.20	119.40	128.70	138.00
	KW	2.08	2.35	2.63	2.95	3.32	3.75	4.25	4.86
45 (7.22)	TCG	60.40	57.20	53.50	49.60	45.50	41.40	37.50	33.80
	SDT	74.40	83.80	93.00	102.20	111.40	120.60	129.80	139.10
	KW	2.12	2.38	2.67	2.99	3.36	3.79	4.31	4.91
50 (10.0)	TCG	66.10	62.60	58.60	54.30	49.90	45.50	41.40	37.40
	SDT	76.00	85.30	94.50	103.60	112.70	121.80	131.00	140.20
	KW	2.15	2.41	2.70	3.02	3.40	3.84	4.36	4.98
55 (12.78)	TCG	72.10	68.10	63.80	59.10	54.40	49.80	45.30	41.10
	SDT	77.60	86.80	95.90	105.00	114.00	123.10	132.10	141.30
	KW	2.18	2.44	2.73	3.06	3.44	3.89	4.42	5.04
60 (15.56)	TCG	78.20	73.80	69.10	64.10	59.10	54.20	49.50	44.90
	SDT	79.30	88.40	97.40	106.40	115.40	124.30	133.30	142.30
	KW	2.20	2.46	2.76	3.09	3.48	3.94	4.48	5.11
187BNA048****D – Low									
30 (-1.11)	TCG	27.10	26.70	25.90	24.60	23.00	21.00	18.70	16.20
	SDT	65.00	74.70	84.40	93.90	103.40	112.80	122.20	131.50
	KW	1.44	1.66	1.90	2.18	2.49	2.84	3.25	3.71
35 (1.67)	TCG	30.20	29.70	28.80	27.50	25.90	23.80	21.50	18.80
	SDT	66.00	75.70	85.30	94.80	104.30	113.70	123.10	132.40
	KW	1.41	1.64	1.88	2.16	2.47	2.83	3.23	3.69
40 (4.44)	TCG	33.50	33.00	32.10	30.70	29.00	26.90	24.40	21.70
	SDT	67.10	76.80	86.30	95.80	105.30	114.60	124.00	133.30
	KW	1.38	1.61	1.86	2.14	2.45	2.81	3.22	3.68
45 (7.22)	TCG	37.00	36.50	35.60	34.20	32.40	30.20	27.70	24.80
	SDT	68.30	77.90	87.40	96.90	106.30	115.60	124.90	134.10
	KW	1.35	1.58	1.84	2.12	2.44	2.79	3.20	3.66
50 (10.0)	TCG	40.90	40.30	39.40	37.90	36.10	33.80	31.20	28.20
	SDT	69.50	79.10	88.60	98.00	107.40	116.60	125.80	135.00
	KW	1.32	1.56	1.81	2.10	2.42	2.78	3.18	3.64
55 (12.78)	TCG	45.00	44.50	43.50	42.00	40.10	37.80	35.00	31.90
	SDT	70.90	80.40	89.80	99.20	108.50	117.70	126.90	136.00
	KW	1.29	1.53	1.79	2.08	2.40	2.76	3.16	3.62
60 (15.56)	TCG	49.60	49.00	47.90	46.40	44.40	42.00	39.20	35.90
	SDT	72.30	81.80	91.10	100.40	109.70	118.80	127.90	137.00
	KW	1.26	1.50	1.77	2.06	2.38	2.74	3.15	3.60

See notes on page 19

187B

CONDENSER ONLY RATINGS* CONTINUED

SST ° F (° C)		CONDENSER ENTERING AIR TEMPERATURES ° F (° C)							
		55 (12.78)	65 (18.33)	75 (23.89)	85 (29.44)	95 (35.0)	105 (40.56)	115 (46.11)	125 (51.67)
187BNA060****B – High									
30 (-1.11)	TCG	48.30	46.50	44.80	42.90	40.90	38.60	36.00	32.90
	SDT	72.70	81.80	91.10	100.50	109.90	119.20	128.50	137.70
	KW	2.40	2.67	2.98	3.33	3.74	4.20	4.73	5.32
35 (1.67)	TCG	53.20	51.30	49.50	47.50	45.30	42.80	40.00	36.70
	SDT	74.30	83.40	92.60	101.90	111.20	120.40	129.60	138.80
	KW	2.46	2.72	3.03	3.38	3.79	4.26	4.79	5.39
40 (4.44)	TCG	58.60	56.50	54.50	52.40	50.00	47.40	44.30	40.80
	SDT	76.00	85.00	94.20	103.40	112.60	121.70	130.80	139.90
	KW	2.52	2.78	3.08	3.44	3.85	4.32	4.86	5.47
45 (7.22)	TCG	64.30	62.10	59.90	57.60	55.10	52.20	48.90	45.20
	SDT	77.80	86.70	95.80	104.90	114.00	123.10	132.10	141.10
	KW	2.58	2.84	3.14	3.50	3.91	4.38	4.92	5.54
50 (10.0)	TCG	70.50	68.10	65.80	63.20	60.50	57.40	53.80	49.80
	SDT	79.70	88.60	97.50	106.50	115.50	124.50	133.40	142.20
	KW	2.66	2.91	3.21	3.56	3.97	4.45	4.99	5.61
55 (12.78)	TCG	77.10	74.60	72.00	69.30	66.30	62.90	59.10	54.80
	SDT	81.80	90.50	99.40	108.30	117.10	126.00	134.80	143.50
	KW	2.74	2.98	3.28	3.63	4.04	4.52	5.07	5.69
60 (15.56)	TCG	84.10	81.40	78.60	75.70	72.40	68.80	64.70	60.10
	SDT	84.00	92.60	101.30	110.00	118.80	127.50	136.10	144.70
	KW	2.82	3.06	3.35	3.71	4.12	4.60	5.15	5.77
187BNA060****B – Low									
30 (-1.11)	TCG	31.20	31.30	30.60	29.30	27.40	25.10	22.40	19.30
	SDT	66.60	76.30	85.90	95.30	104.70	113.90	123.10	132.30
	KW	1.31	1.68	2.12	2.66	3.29	4.03	4.91	5.94
35 (1.67)	TCG	35.00	34.90	34.20	32.90	31.00	28.60	25.80	22.60
	SDT	67.80	77.50	87.10	96.50	105.70	115.00	124.10	133.30
	KW	1.29	1.66	2.11	2.65	3.28	4.03	4.91	5.94
40 (4.44)	TCG	38.90	38.90	38.10	36.70	34.80	32.30	29.40	26.10
	SDT	69.20	78.80	88.30	97.60	106.90	116.00	125.10	134.30
	KW	1.27	1.65	2.10	2.63	3.27	4.02	4.90	5.94
45 (7.22)	TCG	43.20	43.10	42.30	40.80	38.80	36.30	33.30	29.90
	SDT	70.60	80.20	89.50	98.80	108.00	117.10	126.20	135.20
	KW	1.26	1.63	2.08	2.62	3.26	4.01	4.90	5.93
50 (10.0)	TCG	47.80	47.60	46.70	45.20	43.10	40.50	37.40	33.90
	SDT	72.10	81.50	90.80	100.00	109.20	118.20	127.20	136.30
	KW	1.24	1.61	2.06	2.60	3.24	4.00	4.89	5.93
55 (12.78)	TCG	52.60	52.30	51.40	49.80	47.70	45.00	41.80	38.20
	SDT	73.60	83.00	92.20	101.30	110.40	119.40	128.40	137.30
	KW	1.21	1.59	2.04	2.58	3.22	3.98	4.87	5.92
60 (15.56)	TCG	57.70	57.40	56.40	54.80	52.50	49.70	46.40	42.70
	SDT	75.20	84.40	93.60	102.60	111.70	120.60	129.50	138.40
	KW	1.19	1.56	2.01	2.56	3.20	3.96	4.86	5.90

* AHRI listing applies only to systems shown in Combination Ratings table.

KW – Outdoor Unit Kilowatts Only.

SDT – Saturated Temperature Leaving Compressor (° F)

SST – Saturated Temperature Entering Compressor (° F/° C)

TCG – Gross Cooling Capacity (1000 Btuh)

187B

GUIDE SPECIFICATIONS

GENERAL

System Description

Outdoor-mounted, air-cooled, split-system air conditioner unit suitable for ground or rooftop installation. Unit consists of a hermetic compressor, an air-cooled coil, propeller-type condenser fan, and a control box. Unit will discharge supply air upward as shown on contract drawings. Unit will be used in a refrigeration circuit to match up to a packaged fan coil or coil unit.

Quality Assurance

- Unit will be rated in accordance with the latest edition of AHRI Standard 210.
- Unit will be certified for capacity and efficiency, and listed in the latest AHRI directory.
- Unit construction will comply with latest edition of ANSI/ASHRAE and with NEC.
- Unit will be constructed in accordance with UL standards and will carry the UL label of approval. Unit will have c-UL approval.
- Unit cabinet will be capable of withstanding Federal Test Method Standard No. 141 (Method 6061) 500-hr salt spray test.
- Air-cooled condenser coils will be leak tested and pressure tested.
- Unit constructed in ISO9001 approved facility.

Delivery, Storage, and Handling

- Unit will be shipped as single package only and is stored and handled per unit manufacturer's recommendations.

Warranty (for inclusion by specifying engineer)

- U.S. and Canada only.

PRODUCTS

Equipment

- Factory assembled, single piece, air-cooled air conditioner unit. Contained within the unit enclosure is all factory wiring, piping, controls, compressor, refrigerant charge Puron® (R-410A), and special features required prior to field start-up.

Unit Cabinet

- Unit cabinet, including louvered coil guard, will be constructed of galvanized steel, bonderized, and coated with a powder coat paint.

Fans

- Condenser fan will be direct-drive propeller type, discharging air upward.

AIR-COOLED, SPLIT-SYSTEM AIR CONDITIONER

187B

2 TO 5 NOMINAL TONS

- Condenser fan motors will be totally enclosed, 1-phase type with class B insulation and permanently lubricated bearings. Shafts will be corrosion resistant.
- Fan blades will be statically and dynamically balanced.
- Condenser fan openings will be equipped with coated steel wire safety guards.

Compressor

- Compressor will be hermetically sealed.
- Compressor will be mounted on rubber vibration isolators.

Condenser Coil

- Condenser coil will be air cooled.
- Coil will be constructed of aluminum fins mechanically bonded to copper tubes which are then cleaned, dehydrated, and sealed.

Refrigeration Components

- Refrigeration circuit components will include liquid-line shutoff valve with sweat connections, vapor-line shutoff valve with sweat connections, system charge of Puron® (R-410A) refrigerant, and compressor oil.
- Unit will be equipped with high-pressure switch, low pressure switch and filter drier for Puron refrigerant.

Operating Characteristics

- The capacity of the unit will meet or exceed _____ Btuh at a suction temperature of _____ °F/°C. The power consumption at full load will not exceed _____ kW.
- Combination of the unit and the evaporator or fan coil unit will have a total net cooling capacity of _____ Btuh or greater at conditions of _____ CFM entering air temperature at the evaporator at _____ °F/°C wet bulb and _____ °F/°C dry bulb, and air entering the unit at _____ °F/°C.
- The system will have a SEER of _____ Btuh/watt or greater at DOE conditions.

Electrical Requirements

- Nominal unit electrical characteristics will be _____ v, single phase, 60 hz. The unit will be capable of satisfactory operation within voltage limits of _____ v to _____ v.
- Unit electrical power will be single point connection.
- Control circuit will be 24v.

Special Features

- Refer to section of this literature identifying accessories and descriptions for specific features and available enhancements.

SYSTEM DESIGN SUMMARY

1. Intended for outdoor installation with free air inlet and outlet. Outdoor fan external static pressure available is less than 0.01-in. wc.
2. Minimum outdoor operating air temperature without low-ambient operation accessory is 55°F (12.8°C).
3. The maximum outdoor operating ambient in cooling mode is 125°F (51.67°C) when operating voltage is 230v. For 208v applications, the maximum outdoor ambient is 120°F (48.9°C).
4. For reliable operation, unit should be level in all horizontal planes.
5. For interconnecting refrigerant tube lengths greater than 80 ft (23.4 m) and/or elevation differences between indoor and outdoor units greater than 20 ft (6.1 m), consult Residential Piping and Longline Guideline and Service Manual available from equipment distributor.
6. If any refrigerant tubing is buried, provide a 6 in. (152.4 mm) vertical rise to the valve connections at the unit. Refrigerant tubing lengths up to 36 in. (914.4 mm) may be buried without further consideration. Do not bury refrigerant lines longer than 36 in. (914.4 mm).
7. Use only copper wire for electric connection at unit. Aluminum and clad aluminum are not acceptable for the type of connector provided.
8. Do not apply capillary tube indoor coils to these units.
9. Factory-supplied filter drier must be installed.

