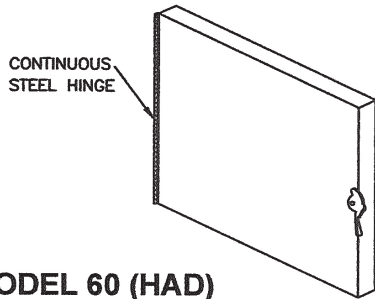


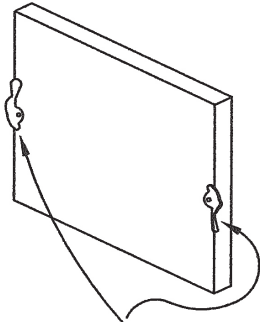
ACCESS DOORS

MODEL 60 HAD AND MODEL 65 CAD ACCESS DOORS 1" THICK HINGED AND 1" THICK DOUBLE CAM LOCK

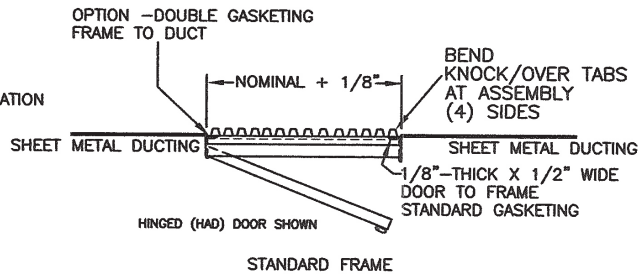
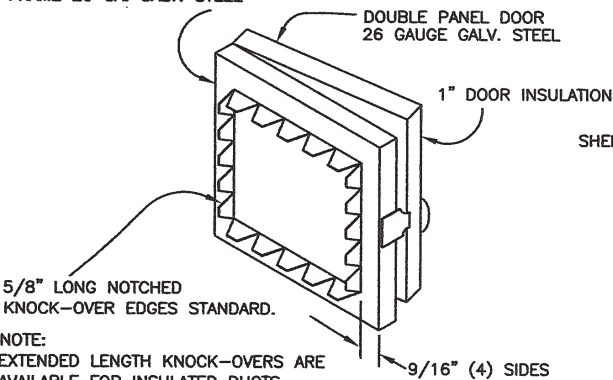
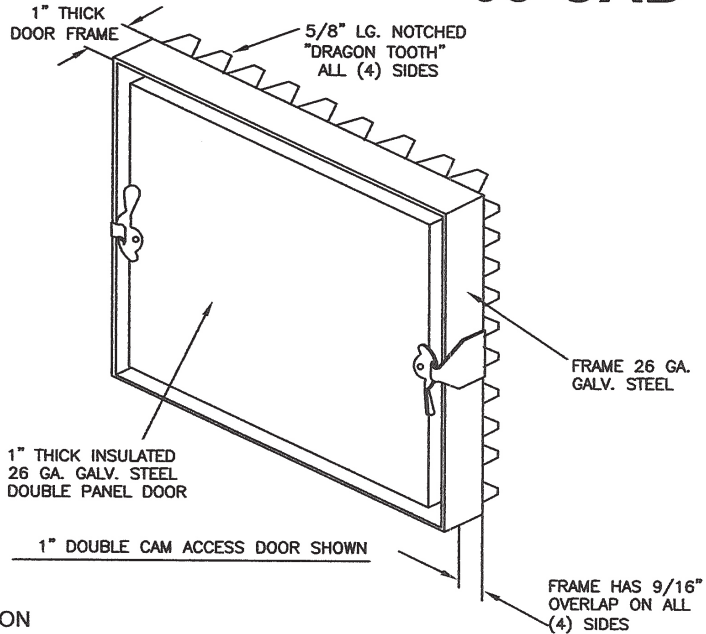
type
60-HAD
65-CAD



MODEL 60 (HAD)
HINGED 1" ACCESS DOOR WITH INSULATION



MODEL 65 (CAD)
DOUBLE CAM 1" ACCESS DOOR WITH INSULATION
FRAME 26 GA. GALV. STEEL



5/8" LONG NOTCHED KNOCK-OVER EDGES STANDARD.
NOTE:
EXTENDED LENGTH KNOCK-OVERS ARE AVAILABLE FOR INSULATED DUCTS.
OPTIONS:
SPECIFY: 1" EXTENSION FOR 1.0" THICK DUCTBOARD DUCTING
SPECIFY: 1-1/2" EXTENSION FOR 1.50" THICK DUCTBOARD DUCTING
SPECIFY: DOUBLE GASKETING FOR FRAME TO DUCT GASKET

NOTE:
1. HINGED DOORS OVER 14" X 14" HAVE (3) CAM LATCHES. DOUBLE CAM DOORS OVER 14" X 14" HAVE (4) CAM LATCHES (ONE ON EACH OF (4) SIDES OF DOOR).
2. ALL MODELS INCLUDE 1/8"-THICK X 1/2"-WIDE DOOR - TO - FRAME GASKETING.

JOB NAME: _____
LOCATION: _____
ARCHITECT: _____
ENGINEER: _____
CONTRACTOR: _____

10324-REV-B-1



LLOYD INDUSTRIES INC.

231 Commerce Drive
Montgomeryville, PA 18936
215-412-4445 • Fax: 215-412-4409
Email: lloydind@firedamper.com

138 Industrial Loop West
Orange Park, FL 32073
904-541-1655 • Fax: 904-541-1657
Email: lloydind1@bellsouth.net

website: www.firedamper.com

Lloyd Asia
B1, 4/F., Luen Ming Hing Factory Building
36 Mok Cheong St.

To Kwa Wan, Kowloon, H.K.
852-2760 4188 • Fax: 852-2760 4177
tatanlexyim@lloydasia.com

