

**ROOFCURB ADAPTOR  
SUBMITTAL**



PART NUMBER: CA-CAR-537-YRK-560  
NEW UNIT:  
EXISTING UNIT:  
QUOTE NUMBER:

SUBMITTED TO:  
COMPANY:  
PROJECT NAME:  
DATE: 02/01/2012

**Curb Adaptor Information**

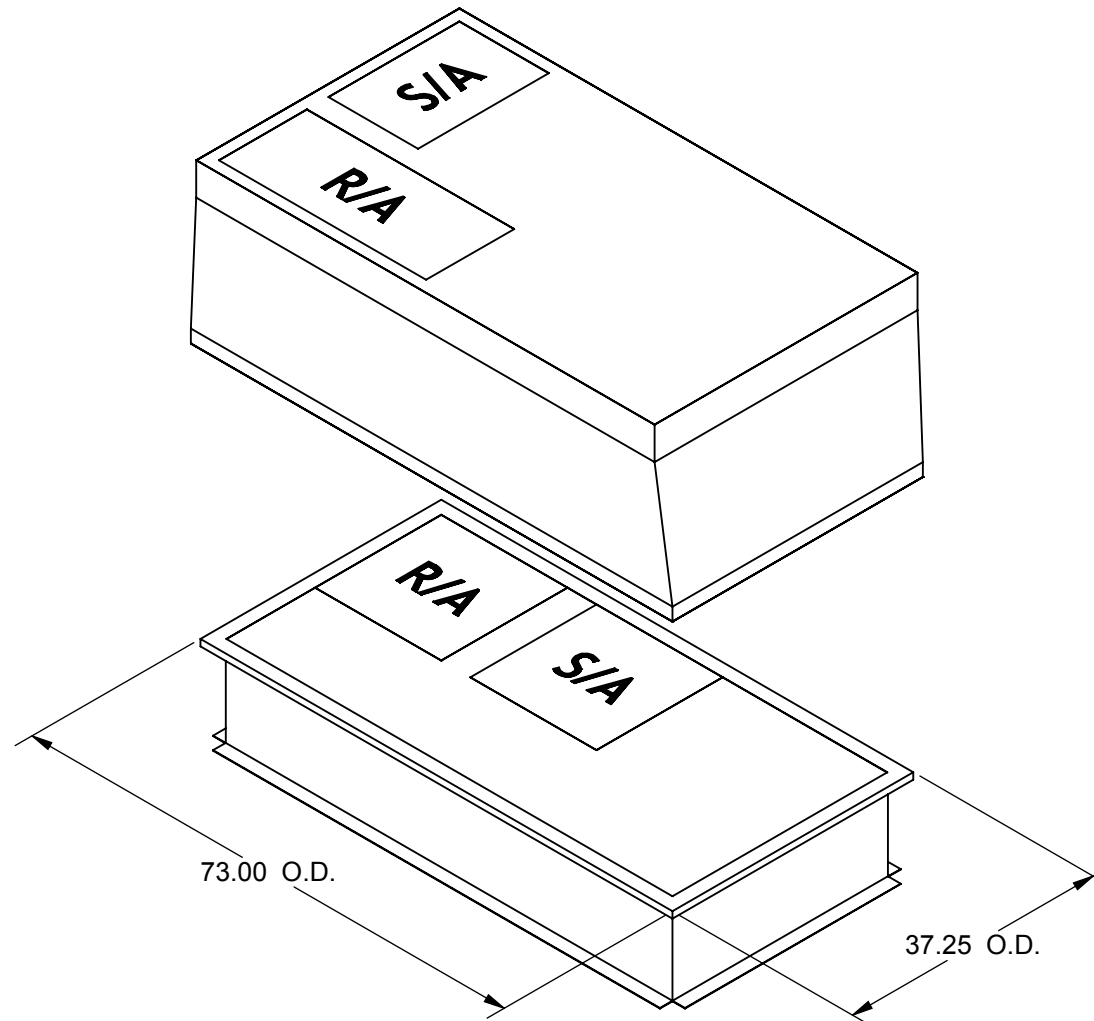
**1. Before ordering curb adaptor, contractor must confirm that dimensions of existing curb on job site matches dimensions of existing curb on this drawing.**

2. Before new HVAC unit is set in place, inspect structural stability of existing curb and building's roof load capability. Reinforce if required.

3. All curb adaptors will increase the system's external static pressure and must be included when calculating unit requirements.

**Features**

1. Fully assembled curb adaptor. Adaptor pans, if included, are shipped loose and field assembly is required.
2. Includes internal transitions.
3. Internally insulated with 1" - 1.5 lb. insulation. Gasketing package provided.

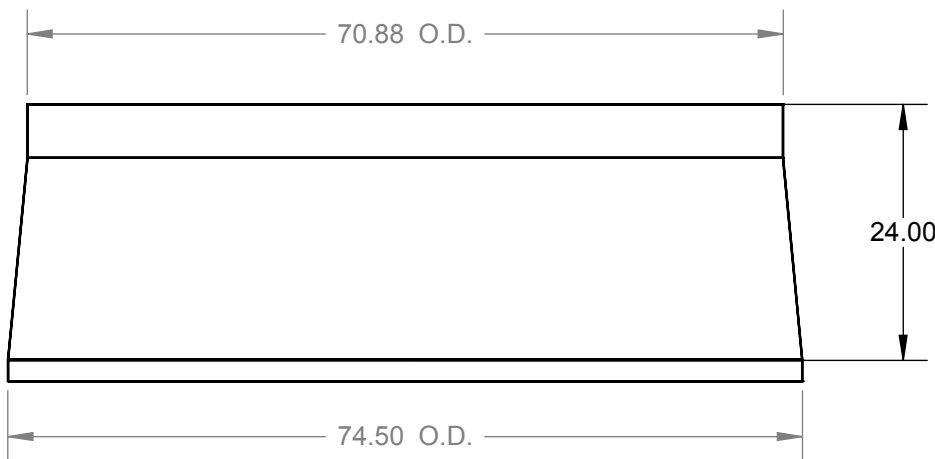
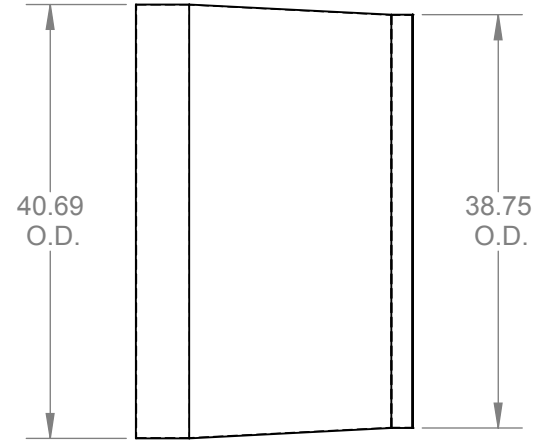
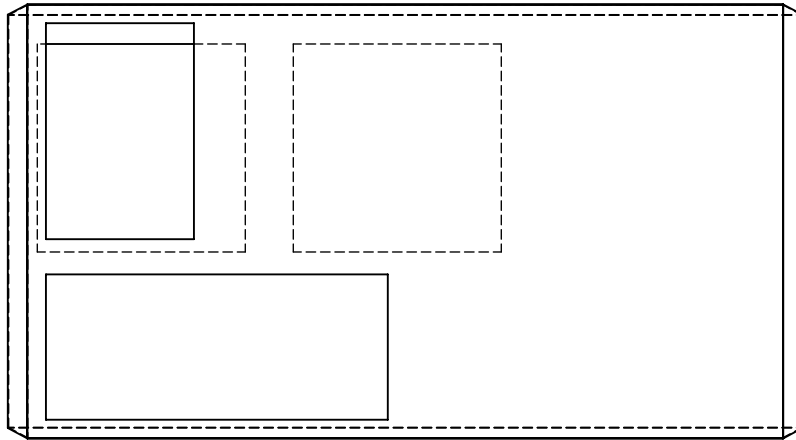


**ROOFCURB ADAPTOR  
SUBMITTAL**



PART NUMBER: CA-CAR-537-YRK-560  
NEW UNIT:  
EXISTING UNIT:  
QUOTE NUMBER:

SUBMITTED TO:  
COMPANY:  
PROJECT NAME:  
DATE: 02/01/2012



**IMPORTANT: THE CURB ADAPTOR  
SHOWN WAS AUTOMATICALLY  
GENERATED.  
THE ACTUAL CURB HEIGHT AND  
DESIGN COULD BE ALTERED  
FROM THIS SUBMITTAL TO  
PROVIDE THE MOST EFFICIENT  
CURB ADAPTOR POSSIBLE.**