

Thru-the-Wall Heating & Cooling Comfort For Multi-Family Construction



Gas Heat - Electric Cooling

Universal Series



Features


- Self-Contained Heating and Cooling Units
- Easily Reachable Cooling Access Ports
- Precharged and Prewired
- Slide Out Chassis
- Polarized Molex Plug Connections on Cooling Chassis
- Supplied with Pre-Painted Stamped Exterior Grille
- 16" x 25" Filter Included

Cooling System

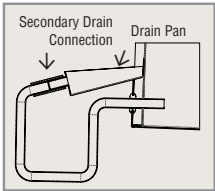
- R-410A High Efficiency Compressor
- Copper Tube with Enhanced Aluminum Fin Coils
- 1, 1.5, 2 and 2.5 Ton Cooling Capacities
- 5 Speed DC Indoor Motor
- Standard Secondary Drain Connection

Heating

- 80% Thermal Efficiency, Slide Out Furnace
- Up to 51,000 BTUH Heating Capacity Output
- Direct Spark Ignition with Unique, Single Gas Orifice
- Easy View Sight Glass for Diagnostic Lights and Flame
- Diagnostic LEDs Visible Through Furnace Door
- Control Board Mounted Out of the Way
- Sealed Combustion Chamber




Slide Out Furnace



Secondary Drain

COMFORT PACK Gas Heating - Electric Cooling



Universal Chassis

PERFORMANCE DATA -ALL UNITS 9.0 EER AND 80% THERMAL EFFICIENCY

MODELS	NOMINAL COOLING TONS	COOLING BTU	HEATING BTU INPUT	HEATING BTU OUTPUT	SHIPPING WEIGHT
CPG41238-U	1	12,000	38,000	30400	315
CPG41838-U	1.5	18,000	38,000	30400	325
CPG41851-U	1.5	18,000	51,000	40800	325
CPG41864-U	1.5	18,000	64,000	51200	325
CPG42438-U	2	22,400	38,000	30400	350
CPG42451-U	2	22,400	51,000	40800	350
CPG42464-U	2	22,400	64,000	51200	350
CPG43038-U	2.5	27,400	38,000	30400	360
CPG43051-U	2.5	27,400	51,000	40800	360
CPG43064-U	2.5	27,400	64,000	51200	360

ELECTRICAL DATA

All units 208/230/1 AC 60HZ

Evap. Blower Motor 1/3 HP 3.0 FLA - Cond. Fan Motor 1/4 HP 1.8 FLA 3.6 LRA

MODELS	COMPRESSOR		TOTAL AMPS	MINIMUM CIRCUIT AMPS	MAX OVERCURRENT PROTECTOR
	RLA	LRA			
CPG41238-U	5.5	26.0	10.3	12.8	15
CPG41838-U	8.3	44.0	13.1	16.3	20
CPG41851-U	8.3	44.0	13.1	16.3	20
CPG41864-U	8.3	44.0	13.1	16.3	20
CPG42438-U	12.8	58.0	17.6	22.0	30
CPG42451-U	12.8	58.0	17.6	22.0	30
CPG42464-U	12.8	58.0	17.6	22.0	30
CPG43038-U	11.6	74.0	16.4	20.5	30
CPG43051-U	11.6	74.0	16.4	20.5	30
CPG43064-U	11.6	74.0	16.4	20.5	30

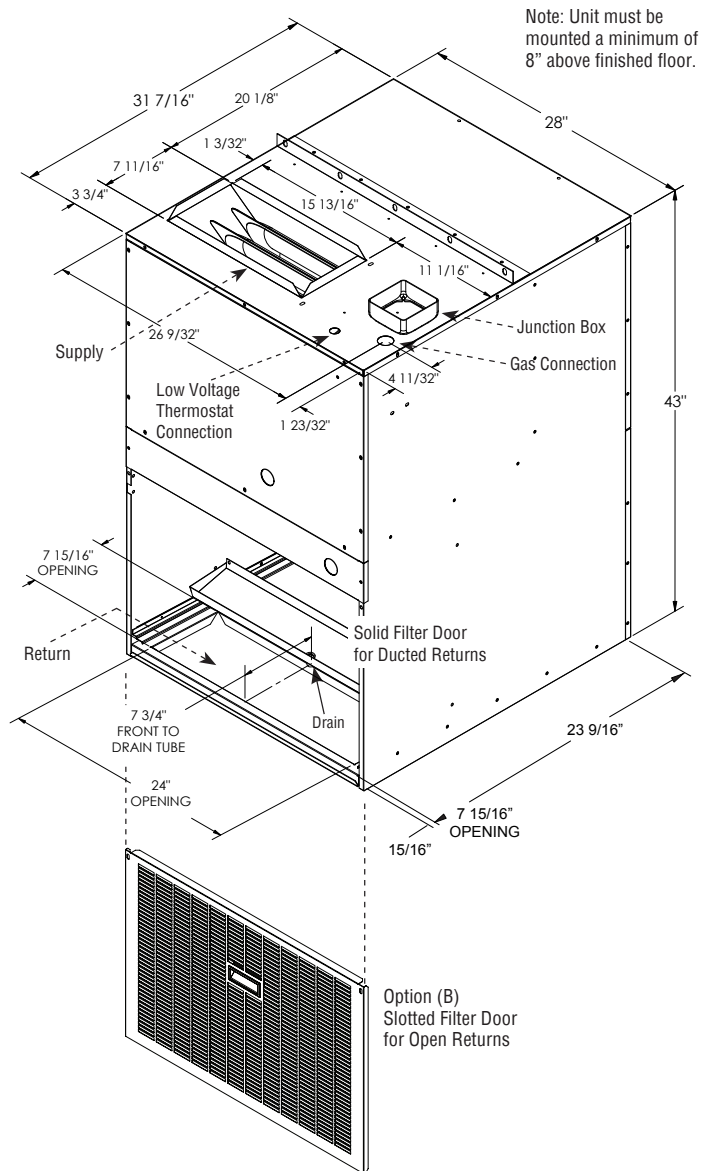
OPTIONAL ACCESSORIES

CPWS	Wall Sleeve (Unassembled)
CPWSA	Wall Sleeve Adapter (Unassembled)
CPLG	Architectural Louver Grille
CPLG-S	Architectural Louver Grille for Sleeve
CPLG-P	Architectural Louver Grille Painted
CPLG-SP	Architectural Louver Grille for Sleeve Painted
CPSG-P	Stamped Grille Painted
National Comfort Products offers Architectural Louver Grilles for all models. Outdoor grilles provided by others must be approved by National Comfort Products to maintain unit performance and warranty coverage. See Architectural Louvered Grilles Specification Sheet for more details.	
A	Omit Stamped Grilles
B	Slotted Filter Door
C	Combination of both A & B
14208343	LP Kit (38 MBTU)
14208344	LP Kit (51 MBTU)
14208345	LP Kit (64 MBTU)

COMFORT PACK AIR FLOW DATA

MODEL	Static Pressure/CFM			
	0.1	0.2	0.3	0.4
CPG412	415-780	325-770	225-760	340-725
CPG418	415-780	325-770	225-760	340-725
CPG424	410-780	320-770	225-740	325-705
CPG430	410-790	320-780	225-740	325-700

All units are set from the factory based on a .1 static.
Setpoint may be different for heating and cooling.
All specifications are subject to change without notice.



Option (B)
Slotted Filter Door
for Open Returns



HEATING & A/C EQUIPMENT

National Comfort Products
A Division of National Refrigeration and Air Conditioning Products, Inc.
539 Dunksferry Road • Bensalem, PA 19020-5908
(800) 523-7138 • Fax (215) 639-1674

www.NationalComfortProducts.com



Spec CPG-U 11/2016