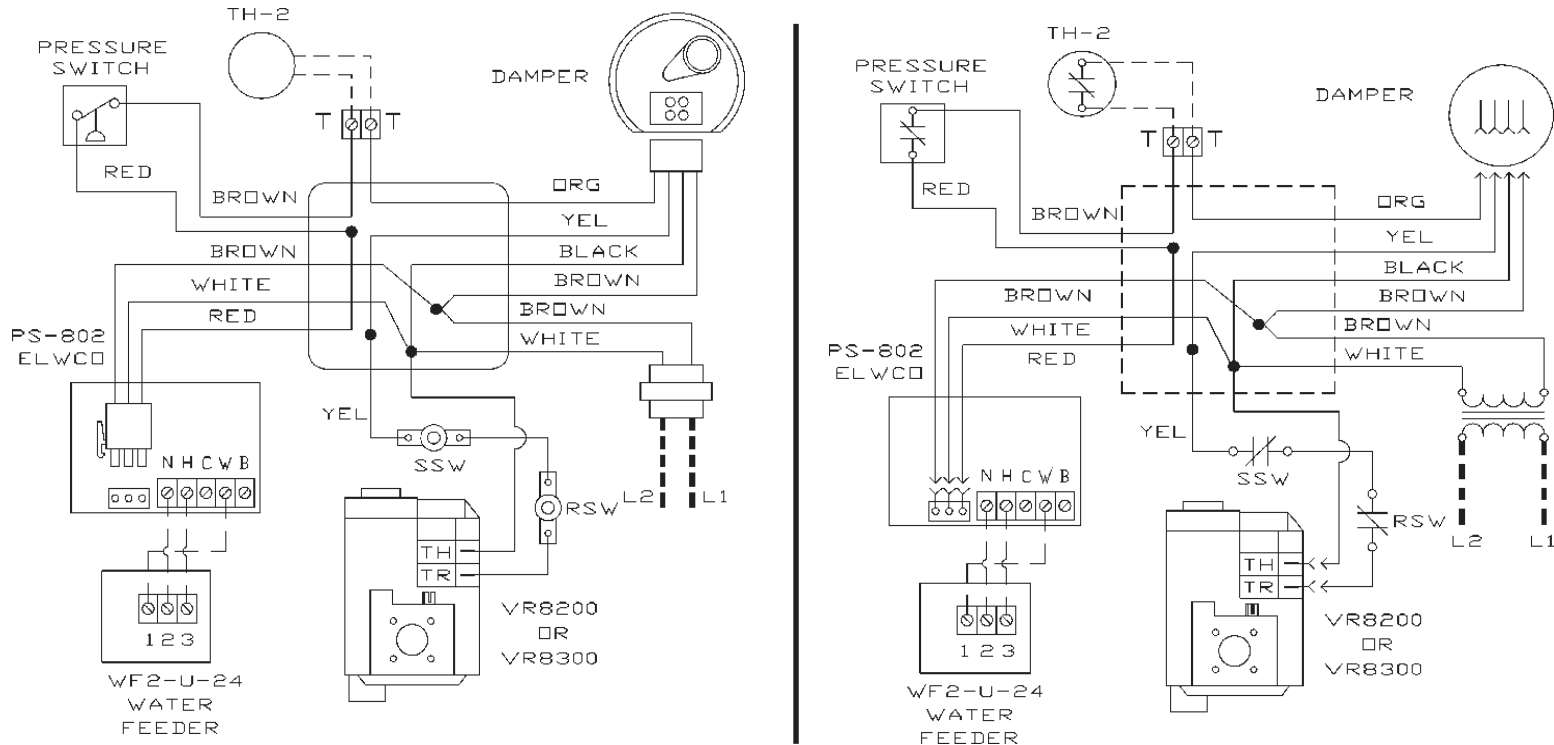


PEG SERIES ADDENDUM "A" WIRING DIAGRAMS AND COMPONENT CODING

NOTE: Refer to page 10 of the Installation Manual for additional wiring information

24 VOLT GAS CONTROL WITH ELECTRONIC LOW WATER CUT-OFF



COMPONENT CODE

TH-1	THERMOSTAT (MILLIVOLT)	1 K	RELAY COIL
TH-2	THERMOSTAT (24 VOLT)	1 K1	RELAY CONTACTS
TH-3	THERMOSTAT (LINE VOLTAGE)	1 K2	RELAY CONTACTS
TR-1	TRANSFORMER (120V/24V 40VA)	LS	LIMIT SWITCH
TR-2	TRANSFORMER (120V/24V 50VA)	MS	MANUAL SWITCH
MGV	MILLIVOLT GAS VALVE	CIR	CIRCULATOR
LGV	24 VOLT GAS VALVE	ECO	ENERGY CUT-OFF
LGV-1	24 VOLT GAS VALVE	LWCO	LOW WATER CUT-OFF
PS	PRESSURE SWITCH	EWF	ELECTRIC WATER FEEDER
MR-PS	MANUAL RESET PRESSURE SW.	PG	POWER GENERATOR
SD	STACK DAMPER	PSC	PILOT SAFETY COIL
—○—	CONTROL TERMINAL	—●—	WIRE CONNECTION

NOT ALL COMPONENTS LISTED ARE USED IN ALL CONTROL SYSTEMS

WIRING	
	LINE VOLTAGE BY FACTORY
	LOW VOLTAGE BY FACTORY
	LINE VOLTAGE BY INSTALLER
	LOW VOLTAGE BY INSTALLER

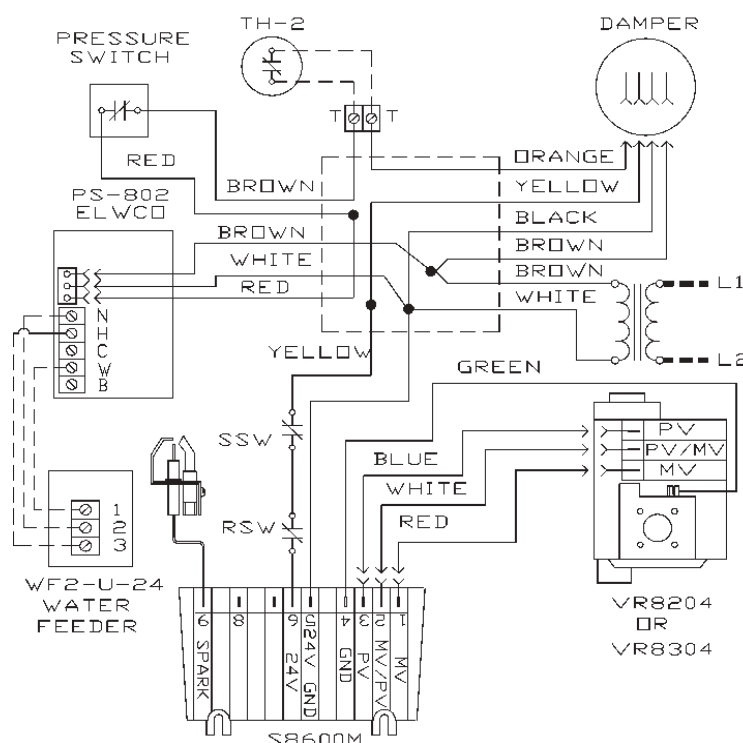
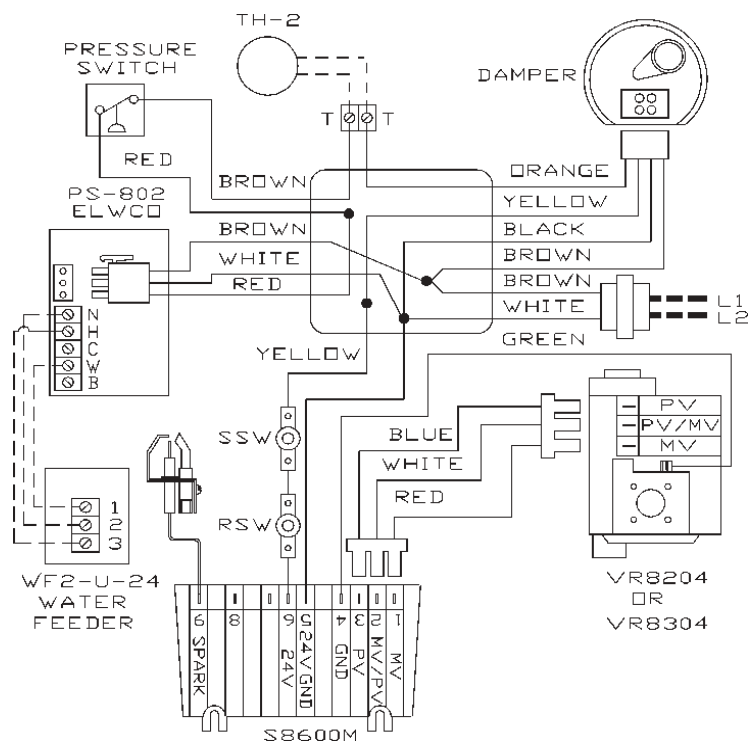
NOTES: 1) SWITCHES ARE SHOWN IN POSITION TAKEN DURING THE HEATING CYCLE.
2) IF ANY OF THE ORIGINAL WIRING SUPPLIED WITH THE BOILER IS REPLACED, IT MUST BE REPLACED WITH LIKE WIRE, SIZE, AND TYPE OF INSULATION OR EQUIVALENT



CAUTION:

Label all wires prior to disconnection when servicing controls. Wiring errors can cause improper and dangerous operation. Verify proper operation after service.

STEAM CONTROL AND INTERMITTENT IGNITION WIRING FOR PEG SERIES BOILER



COMPONENT CODE

TH-1	THERMOSTAT (MILLIVOLT)
TH-2	THERMOSTAT (24 VOLT)
TH-3	THERMOSTAT (LINE VOLTAGE)
TR-1	TRANSFORMER (120V/24V 40VA)
TR-2	TRANSFORMER (120V/24V 50VA)
MGV	MILLIVOLT GAS VALVE
LGV	24 VOLT GAS VALVE
LGV-1	24 VOLT GAS VALVE
PS	PRESSURE SWITCH
MR-PS	MANUAL RESET PRESSURE SW.
SD	STACK DAMPER
○	CONTROL TERMINAL

1 K	RELAY COIL
1 K1	RELAY CONTACTS
1 K2	RELAY CONTACTS
LS	LIMIT SWITCH
MS	MANUAL SWITCH
CIR	CIRCULATOR
ECO	ENERGY CUT-OFF
LWCO	LOW WATER CUT-OFF
EFW	ELECTRIC WATER FEEDER
PG	POWER GENERATOR
PSC	PILOT SAFETY COIL
●	WIRE CONNECTION

NOT ALL COMPONENTS LISTED ARE USED IN ALL CONTROL SYSTEMS

WIRING

- LINE VOLTAGE BY FACTORY
- LOW VOLTAGE BY FACTORY
- LINE VOLTAGE BY INSTALLER
- LOW VOLTAGE BY INSTALLER